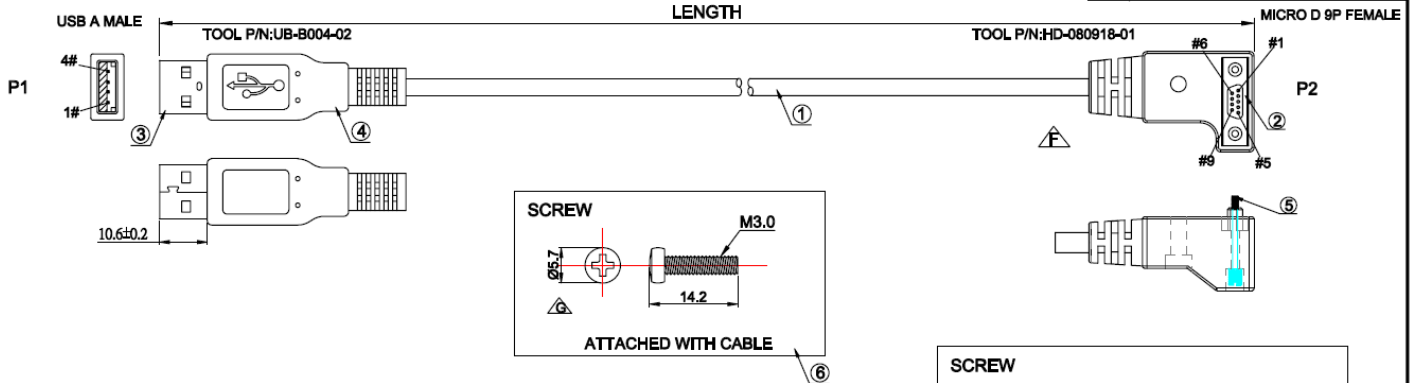


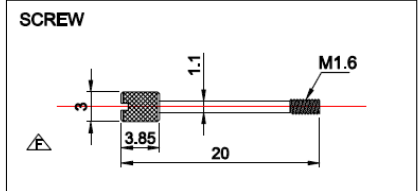
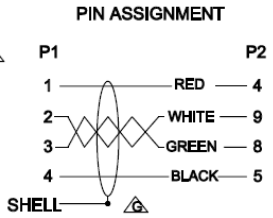
RoHS COMPLIANT

REV	DESCRIPTION	CONTROL	DATE	APP
A	FIRST EDITION		2008/05/26	
B	CHANGE CONNECTOR AND TOOL		2008/07/18	
C	CHANGE SCREW AND DESIGN		2008/07/23	
D	CHANGE PIN AND ADD SCREW		2008/07/28	
E	REMOVE SCREW		2008/07/29	
F	CHANGE TOOL AND CONNECTOR		2008/09/19	



NOTES:
 1. PIN ASSIGNMENT SEE TO WIRE LIST.
 2. ELECTRICAL TEST CONDITION:
 (a). 100% OPEN, SHORT & MISWIRE TEST,
 (b). INSULATOR RESISTANCE: 20 Mohm MIN.
 DC 300V 0.01sec; 0.03sec.
 (c). CONTACT RESISTANCE: 3 ohm MAX.

ITEM	QTY	PART NUMBER	DESCRIPTION
6	1		SCREW: M3 5.7*14.2MM.
5	2		SCREW: M1.6 3.0*20MM, NICKEL PLATED.
4		G0001	ALL CONNECTOR OVERMOLD BLACK PVC.
3	1	A0114	USB A TYPE, MALE, GOLD PLATED 30". SOLDER TYPE.
2	1		MICRO D 9P FEMALE, SOLDER TYPE, BLACK INSULATOR, WITH M1.6 AND M3 SCREW.
1	1	E0849 H7304R	28AWG*1P+26AWG*2C-AM-SP-FPP. OD: 4.5MM UL20276 BLACK PVC JACKET.



6604 Harney Rd. STE B Tampa, FL USA 33610
 Phone: 813.984.0125 Fax: 866.874.9521
 E-mail: sales@pyramidimaging.com
 Web Address: www.pyramidimaging.com
Inspect... Analyze... Solve!