


Direct Backlights (Chip Mount Type)



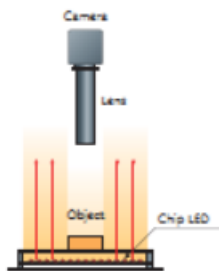
MDBC Series

- Provide intense but diffused versatile lighting
- Because of the thin body design, these chip mounted units are ideal for saving space

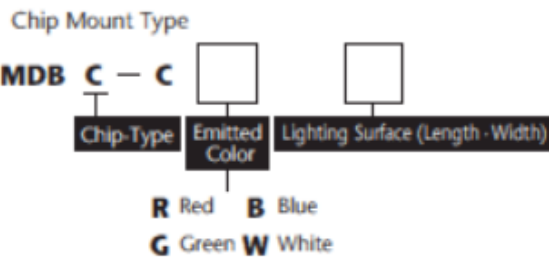


Illumination Structure

MDBC Series



Explanation of Model Code



Model	Emitted Color	Maximum Rated Current IFM(A)	Dimensions of Lighting Surface (mm)	Weight (g)	LED Controller
★ MDBC-CR60	● Red	0.25	63×60	70	MLEK-A080
★ MDBC-CG60	● Green	0.39	63×60		MLEK-A080
★ MDBC-CB60	● Blue	0.39	63×60		MLEK-A080
★ MDBC-CW60	○ White	0.39	63×60		MLEK-A080
MDBC-CR100	● Red	0.80	100×100	170	MLEK-A080
★ MDBC-CG100	● Green	0.95	100×100		MLEK-A230
★ MDBC-CB100	● Blue	0.95	100×100		MLEK-A230
MDBC-CW100	○ White	0.95	100×100		MLEK-A230
MDBC-CR150	● Red	0.99	150×150	310	MLEK-A230
★ MDBC-CG150	● Green	2.14	150×150		MLEK-A230
★ MDBC-CB150	● Blue	2.14	150×150		MLEK-A230
MDBC-CW150	○ White	2.14	150×150		MLEK-A230


* LED Controller on P.152~156 * Made to order products.
* In case of a plurality of LED illuminations used, please check the "Selection Criteria LED Controller" on P.99.

Sample Images

Beverage Bottle Liquid Level Detection

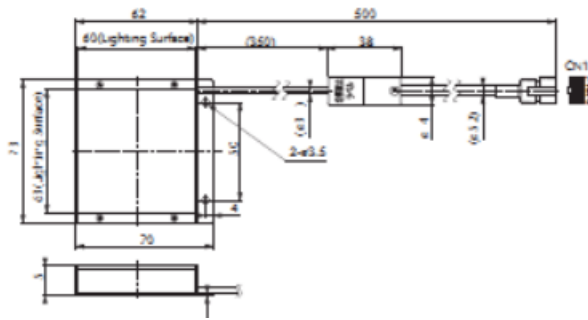


IC Pins

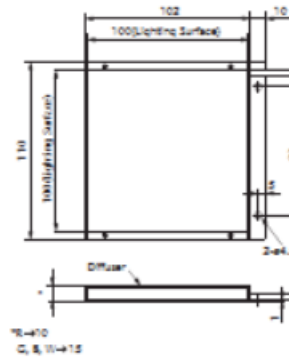


945 East 11th Avenue Tampa, FL 33605
 Phone: (813) 984-0125
 Contact: Sales@pyramidimaging.com
<https://pyramidimaging.com>

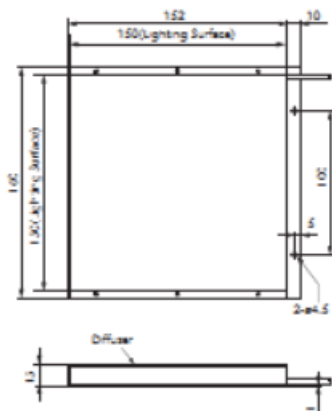
MDBC-CR(CG, CB, CW) 60



MDBC-CR(CG, CB, CW) 100

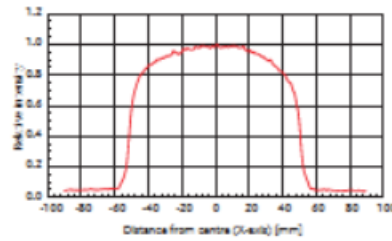


MDBC-CR(CG, CB, CW) 150

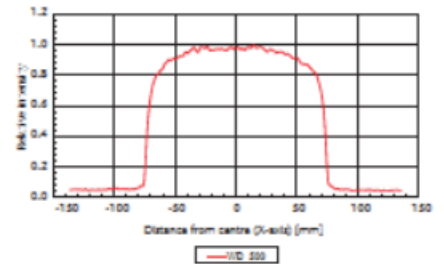


Light Distribution Characteristics

MDBC-CW100



MDBC-CW150



945 East 11th Avenue Tampa, FL 33605

Phone: (813) 984-0125

Contact: Sales@pyramidimaging.com

<https://pyramidimaging.com>