


Direct Backlights (Chip Mount Type)

CV-FL Series




- Densely packaged chip LEDs in thin chassis (Height: 15 mm)
- Provides diffuse area lighting



Sample Images

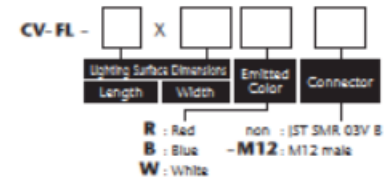


Cutter Disc Roundness Check



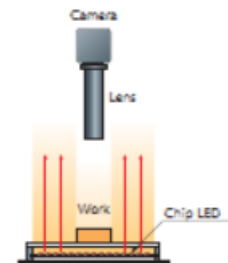
Candle Size Measurement

Explanation of Model Code



Model	Emitted Color	Power (W)	External Dimensions (mm)			Lighting Surface (mm)		Weight (g) *	Accessories
			Length	Width	Thickness	Length	Width		
CV-FL-27X27R	Red	0.6	37	37	15	27	27	35	CV-LC-FL-27X27
CV-FL-27X27B	Blue	1.4	37	37	15	27	27	35	
CV-FL-27X27W	White	1.5	37	37	15	27	27	35	
CV-FL-51X51R	Red	4.5	61	61	15	51	51	70	CV-LC-FL-51X51
CV-FL-51X51B	Blue	5.9	61	61	15	51	51	70	
CV-FL-51X51W	White	6.3	61	61	15	51	51	70	
CV-FL-63X60R	Red	1.2	73	70	15	63	60	85	CV-LC-FL-63X60
CV-FL-63X60B	Blue	3.4	73	70	15	63	60	85	
CV-FL-63X60W	White	3.2	73	70	15	63	60	85	
CV-FL-83X75R	Red	4.7	85	95	15	75	83	110	CV-LC-FL-83X75
CV-FL-83X75B	Blue	7.2	85	95	15	75	83	110	
CV-FL-83X75W	White	6.9	85	95	15	75	83	110	
CV-FL-100X100R	Red	3.5	110	112	15	100	100	160	CV-LC-FL-100X100
CV-FL-100X100B	Blue	10.4	110	112	15	100	100	160	
CV-FL-100X100W	White	9.9	110	112	15	100	100	160	
CV-FL-230X230R	Red	25.0	240	268	15	230	230	760	CV-LC-FL-230X230
CV-FL-230X230B	Blue	24.0	240	268	15	230	230	760	
CV-FL-230X230W	White	24.2	240	268	15	230	230	760	

Illumination Structure



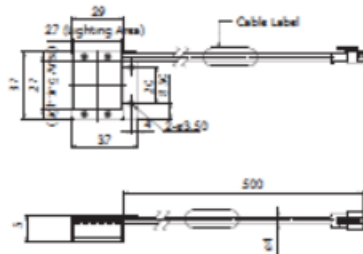
945 East 11th Avenue Tampa, FL 33605

Phone: (813) 984-0125

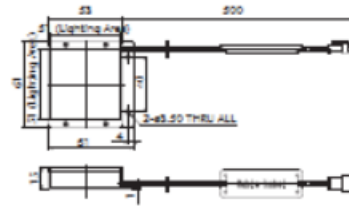
Contact: Sales@pyramidimaging.com

<https://pyramidimaging.com>

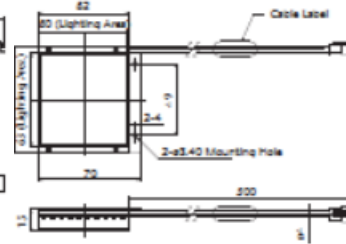
CV-FL-27X27R (B,W)



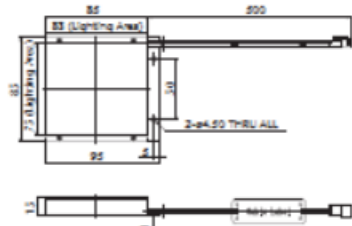
CV-FL-51X51R (B,W)



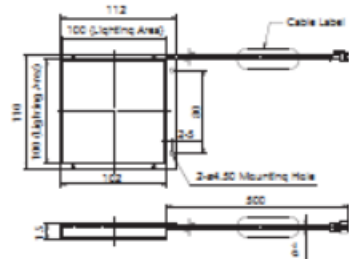
CV-FL-63X60R (B,W)



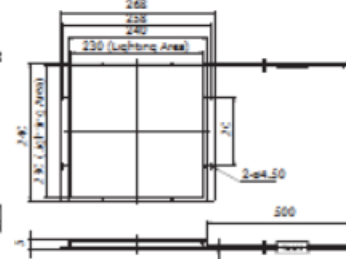
CV-FL-83X75R (B,W)



CV-FL-100X100R (B,W)

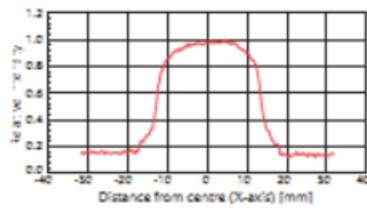


CV-FL-230X230R (B,W)

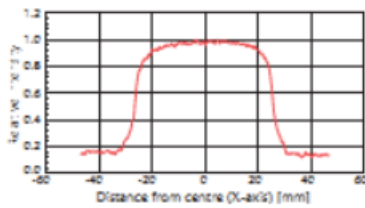


Light Distribution Characteristics

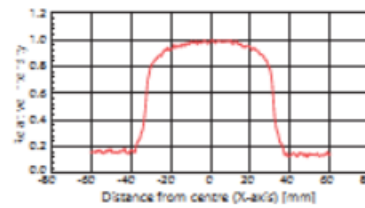
CV-FL-27X27W



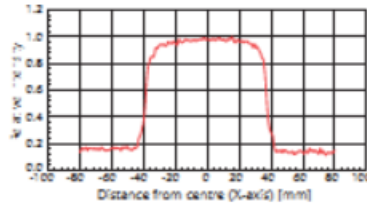
CV-FL-51X51W



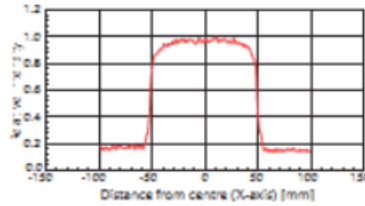
CV-FL-63X60W



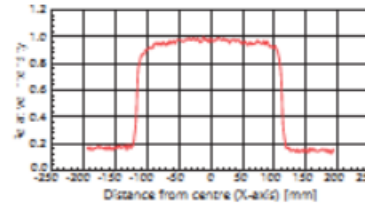
CV-FL-83X75W



CV-FL-100X100W



CV-FL-230X230W



Applications

- Alignment inspection on specular surfaces, including wafers, metal surfaces, film, liquid crystal, and glass
- PCB pattern work

Accessories

Light Control Plate



(P.190)

CV-LC-FLxxx

To be mounted on the top of the LED lighting using the screws provided. To collimate the light from the flat light so as to produce a sharper edged image.



945 East 11th Avenue Tampa, FL 33605

Phone: (813) 984-0125

Contact: Sales@ pyramidimaging.com

<https://pyramidimaging.com>