

High Wattage LED Line Illuminations

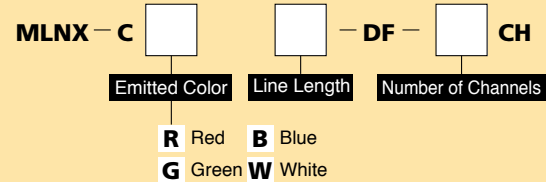
MLNX-DF Series



High Wattage LED Line Illuminations

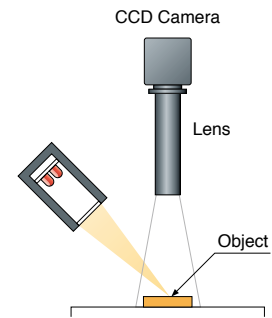


Explanation of Model Code



- High brightness line illumination using high power LED.
- The length of the emission area is in 120 mm increments, and can be extended up to 2880 mm.
- Optical technology that has gained a reputation for excellence in fiber line light products.
- Forced air cooling options will be available for line lights to provide even higher efficiency and a longer life time.
- Illumination units from 120 to 720 mm can be combined and used with the MLEK Series power supply, reducing costs even further.
- Illumination units longer than 840mm can be extended to the limit of 2880mm with the supported power supplies.

Illumination Structure



Model	Emitted Color	Dimensions (mm)		Maximum Related Current IFM (A)	Supported Power Supply Unit	Weight (g)	Product Code		
		Effective Emission Area	External Dimension						
★ MLNX-CR120-DF	● Red	120	150	0.47	MLEK-A080	540	A-2346		
★ MLNX-CG120-DF	● Green			0.8			A-2347		
★ MLNX-CB120-DF	● Blue			0.8			A-2348		
★ MLNX-CW120-DF	○ White			0.8			A-2349		
★ MLNX-CR240-DF	● Red	240	270	0.93	MLEK-A230	870	A-2350		
★ MLNX-CG240-DF	● Green			1.59			A-2351		
★ MLNX-CB240-DF	● Blue			1.59			A-2352		
★ MLNX-CW240-DF	○ White			1.59			A-2353		
★ MLNX-CR360-DF	● Red	360	390	1.39	MLEK-A230	1300	A-2354		
★ MLNX-CG360-DF	● Green			2.3			A-2355		
★ MLNX-CB360-DF	● Blue			2.3			A-2356		
★ MLNX-CW360-DF	○ White			2.3			A-2357		
★ MLNX-CR480-DF	● Red	480	510	1.85	MLEK-D770	1700	A-2358		
★ MLNX-CG480-DF-2CH	● Green	ch1 : 240 ch2 : 240		ch1 : 1.59ch2 : 1.59			MLEK-D770	A-2359	
★ MLNX-CB480-DF-2CH	● Blue								A-2360
★ MLNX-CW480-DF-2CH	○ White								
★ MLNX-CR600-DF	● Red	600	630	2.3	MLEK-A230	2000	A-2362		
★ MLNX-CG600-DF-2CH	● Green	ch1 : 240 ch2 : 360		ch1 : 1.59 ch2 : 2.3			MLEK-D770	2100	
★ MLNX-CB600-DF-2CH	● Blue								A-2363
★ MLNX-CW600-DF-2CH	○ White								
★ MLNX-CR720-DF-2CH	● Red	ch1 : 360 ch2 : 360	750	ch1 : 1.39 ch2 : 1.39	MLEK-D770	2400	A-2365		
★ MLNX-CG720-DF-2CH	● Green			ch1 : 2.3 ch2 : 2.3			MLEK-D770	A-2366	
★ MLNX-CB720-DF-2CH	● Blue								A-2367
★ MLNX-CW720-DF-2CH	○ White								
							A-2369		

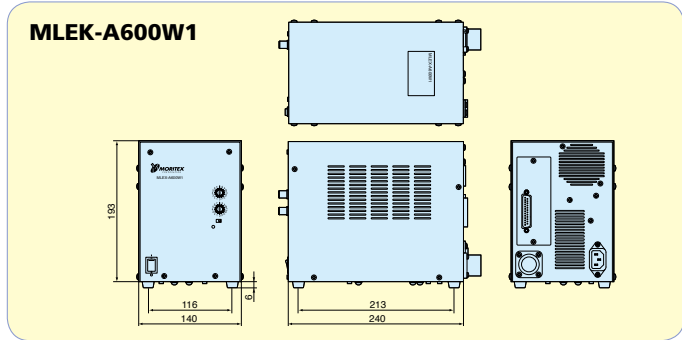
★Made-to-order products.

*Illumination units longer than 840mm can be produced and manufactured with the specifications for 1 channel with the use of supported power supplies (in 120mm increments, 2880mm limit). See P.1-29 for details.

High Wattage LED Line Illuminations

Power Supply for MLVX-DF Series **NEW** **MLEX Series**

Power supply for Long LED Line Illumination (longer than 840mm) is now available. It can be used to the specified illuminations to the limit of 2880mm in 120mm increments.



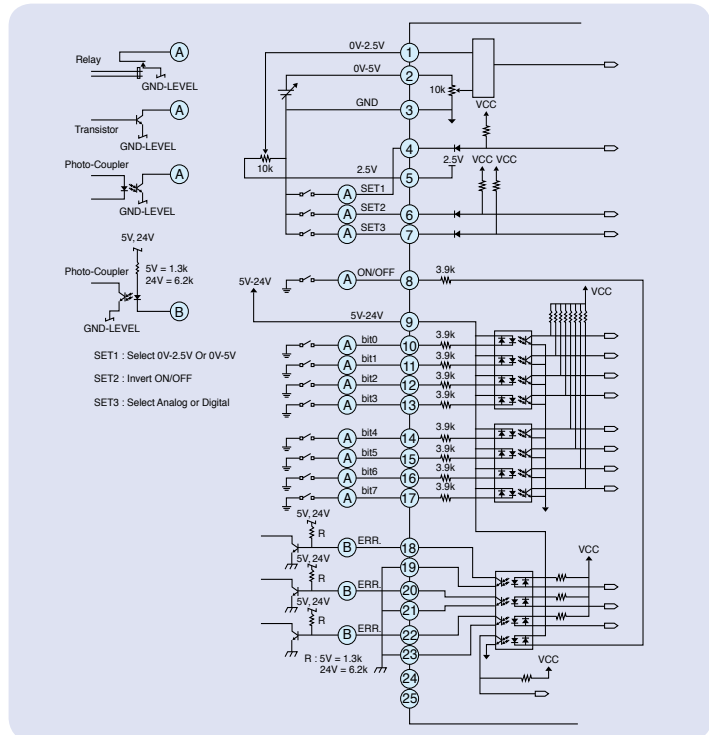
Model	MLEX-A600W1
Order Code	MLEX-A600W1-100V
AC Type	100V
Output	1 channel output
Input Voltage	AC100 - 240V 50/60Hz
Input Current	4.3/1.8A (At AC100/ 240V)
Surge Current	30A or less (at AC100V) 72A or less (at AC240V)
Operating Temperature	0~+45 °C
Output System	DC Continuous Output
Output Control System	Constant Current Control
External Light Control	Yes (0-5V intensity control/ 8-bit digital)
Output ON/ OFF Function	Yes (Photo-coupler insulation type)
Cooling System	Forcible cooling by fan
Installation	Rubber legs placed on flat surface
Weight	Approximately 4Kg
Product Code	A-2399

Note Power supply for the MLNX-DF Series.
Extension cable used exclusively with this power supply

Model	Product Type	Applications	Length	Product Code
M-MS-A03T	extension cable	MLNX-DF	3m	A-2401
M-MS-A05T	extension cable	MLNX-DF	5m	A-2402
★ M-MS-A10T	extension cable	MLNX-DF	10m	A-2403

★Made-to-order products.

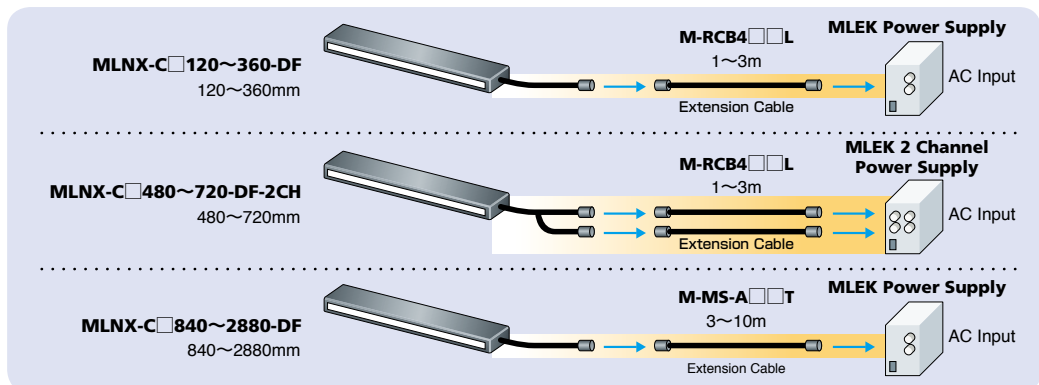
Input/Output Circuit Diagrams



Connection Specifications

No.	Name	No.	Name
1	External VR Intensity Control Signal Output	14	Digital Signal Input bit4
2	External 0-5V Intensity Control Signal Output	15	Digital Signal Input bit5
3	External Input GND	16	Digital Signal Input bit6
4	External 0-5V/ External VR Input Switch Signal	17	Digital Signal Input bit7(MSB)
5	DC2.5V/ Bias Power Output	18	Overcurrent Error Signal Output (O.C.)
6	Illumination ON/OFF Logical Negation(not) Signal Input	19	Overcurrent Error Signal Output (O.E.)
7	External Analog/ Digital Switch Signal	20	Lighting Signal Output (O.C.)
8	Illumination ON/ OFF Signal Input	21	Lighting Signal Output (O.E.)
9	COMMON	22	Overheat Error Signal Output(O.C.)
10	Digital Signal Input bit0 (LSB)	23	Overheat Error Signal Output (O.E.)
11	Digital Signal Input bit1	24	NC
12	Digital Signal Input bit2	25	NC
13	Digital Signal Input bit3		

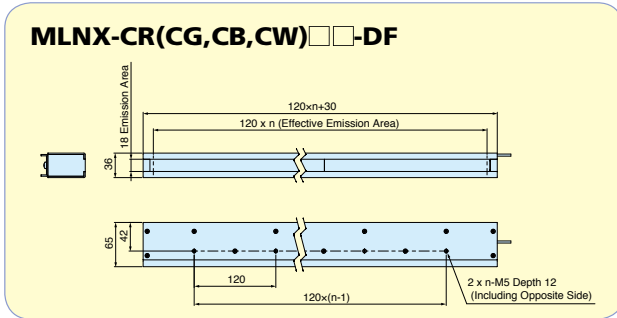
Connection Flow



High Wattage LED Line Illuminations

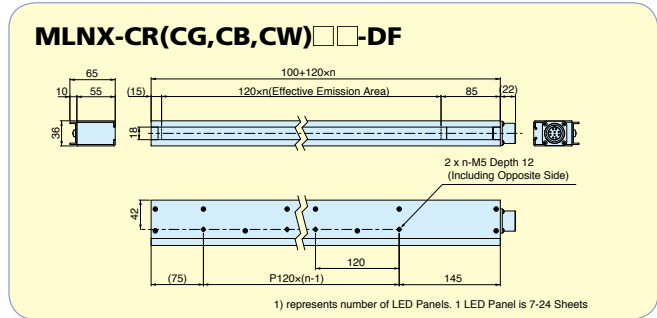
High Wattage LED Line Illuminations

■ Line Length : ~720mm



*Line length of 480mm or greater (excluding 480, 600 red)

■ Line Length : 840mm~2880mm

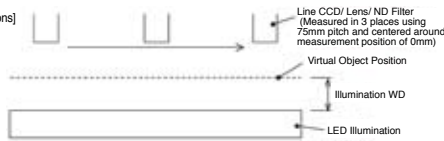


High Wattage LED Line Illuminations

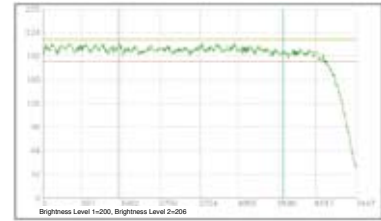
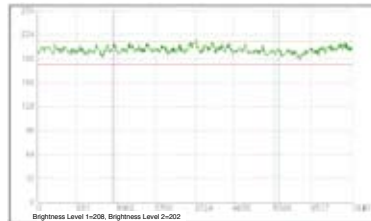
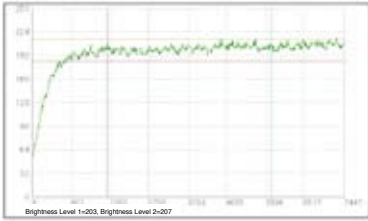
Uniform Measurement of High Wattage LED

[Product Name] **MLNX-C 240-DF**
 [Measuring Equipment] Exclusive Measuring Equipment of Moritex
 Line Sensor : 7450bit / 4.7x4.7μm
 Lens : ML-L047-200 (Moritex) / x0.47
 ND Filter: Not Used
 Lens WD: 198mm

[Measurement Conditions]



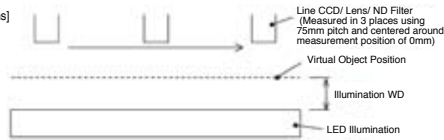
[Measurement Result: Illumination WD = 50mm]



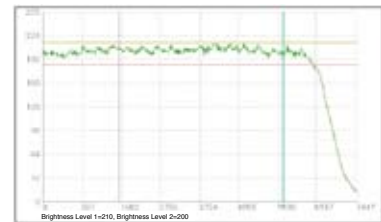
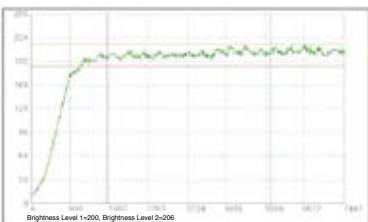
*Total Uniformity = 211, min=194, (max-min)/max=8.1%

[Product Name] **MLNX-C 240-DF**
 [Measuring Equipment] Exclusive Measuring Equipment of Moritex
 Line Sensor : 7450bit / 4.7x4.7μm
 Lens : ML-L047-200 (Moritex) / x0.47
 ND Filter: Not Used
 Lens WD: 198mm

[Measurement Conditions]



[Measurement Result: Illumination WD = 100mm]



*Total Uniformity max=211, min=194, (max-min)/max=8.1%



945 East 11th Avenue Tampa, FL 33605

Phone: (813) 984-0125

Contact: Sales@pyramidimaging.com

<https://pyramidimaging.com>