

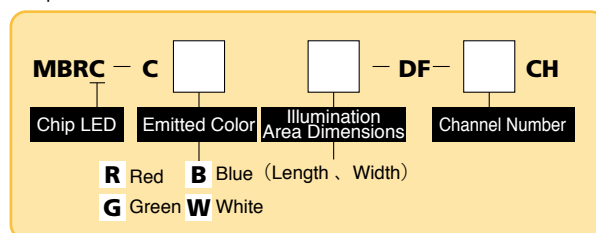


Chip-Type Emission Plate Line Illuminations

MBRC Series



Explanation of Model Code



- Uniform line illumination using high brightness chip-type LEDs.
- The length of the emission area is in 150 mm units, and can be extended up to 1200 mm.
- Realization of a slim and lightweight compact design.
- High brightness and high uniformity achieved by high density mounting of chip-type LEDs.

Model	Emitted Color	Dimensions(mm)		Maximum Related Current IFM (A)	Supported Power Supply Unit	Weight (g)	Product Code
		Effective Emission Area	External Dimension				
MBRC-CR15012-DF	● Red	150	190	0.5	MLEK-A080	130	A-2370
★ MBRC-CG15012-DF	● Green			0.55			A-2371
MBRC-CB15012-DF	● Blue			0.55			A-2372
MBRC-CW15012-DF	○ White			0.55			A-2373
MBRC-CR30012-DF	● Red	300	340	0.99	MLEK-A230	230	A-2374
★ MBRC-CG30012-DF	● Green			1.1			A-2375
MBRC-CB30012-DF	● Blue			1.1			A-2376
MBRC-CW30012-DF	○ White			1.1			A-2377
MBRC-CR60012-DF	● Red	600	640	1.98	MLEK-A230	420	A-2378
★ MBRC-CG60012-DF	● Green			2.2			A-2379
★ MBRC-CB60012-DF	● Blue			2.2			A-2380
MBRC-CW60012-DF	○ White			2.2			A-2381
MBRC-CR90012-DF-2CH	● Red	ch1 : 600 ch2 : 300	940	ch1 : 1.98 ch2 : 0.99	MLEK-D770	620	A-2382
★ MBRC-CG90012-DF-2CH	● Green			ch1 : 2.2 ch2 : 1.1			A-2383
★ MBRC-CB90012-DF-2CH	● Blue			ch1 : 2.2 ch2 : 1.1			A-2384
MBRC-CW90012-DF-2CH	○ White			ch1 : 2.2 ch2 : 1.1			A-2385
★ MBRC-CR120012-DF-2CH	● Red	ch1 : 600 ch2 : 600	1240	ch1 : 1.98 ch2 : 1.98	MLEK-D770	810	A-2386
★ MBRC-CG120012-DF-2CH	● Green			ch1 : 2.2 ch2 : 2.2			A-2387
★ MBRC-CB120012-DF-2CH	● Blue			ch1 : 2.2 ch2 : 2.2			A-2388
★ MBRC-CW120012-DF-2CH	○ White			ch1 : 2.2 ch2 : 2.2			A-2389

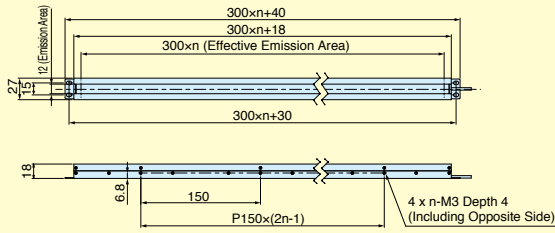
★ Made-to-order products.

Chip-Type Emission Plate Line Illuminations



Chip-Type Emission Plate Line Illuminations

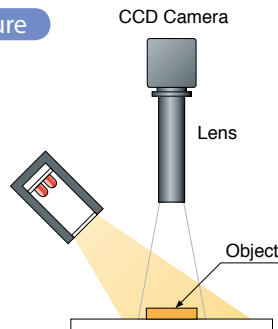
MBRC-CR(CG,CB,CW)□□12-DF



*Cables with 2 branches are required for lines with a length of 900mm or greater

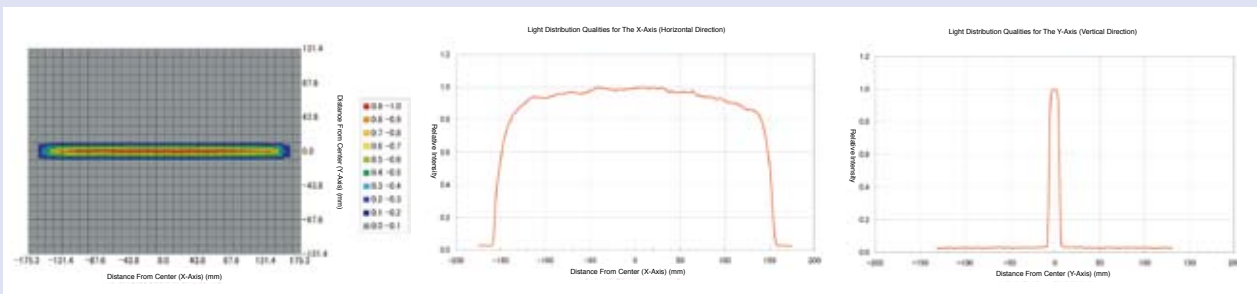
Pyramid Imaging
 945 East 11th Avenue Tampa, FL 33605
 sales@pyramidimaging.com
 www.pyramidimaging.com
 813-786-3785

Illumination Structure



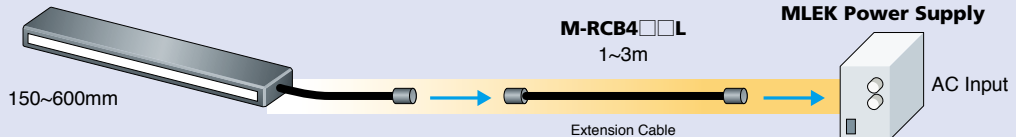
Light Distribution Characteristic Data

MBRC-CW30012-DF



Connection Flow

MBRC-C□15012~60012-DF



MBRC-C□90012~120012-DF

