

The most basic features for lighting control are here.  
Well-selected functions for the best price.

Compact Controller

# for HLV2-series **CC-PJ-0707** Spotlights

Compatible Light Units: HLV2 Series



(Can also be connected to HLV-series Light Units.)

## One Controller for constant lighting, ON/OFF lighting, and strobe lighting modes.

100 Levels of Digital Intensity Control

Configurable Strobe Lighting Time

Lighting Synchronized on High Signal

Lighting Synchronized on Trigger Signal

**Constant Lighting Mode**



In this mode, the light is lit constantly. The intensity of the light can be set to any of 100 levels.

**ON/OFF Lighting Mode**




In this mode, lighting is synchronized with the high signal from the image processing device.

**Strobe Lighting Mode**



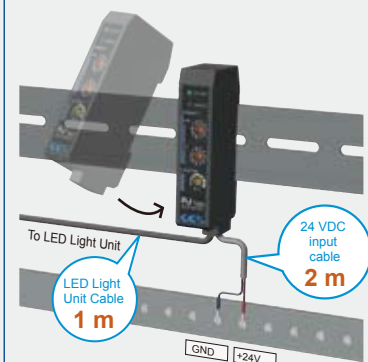
In this mode, strobe lighting is synchronized with the trigger signal from the image processing device. The lighting time can be set.

The compact designs of both the Spotlight and the Controller make them perfect for areas with limited space.



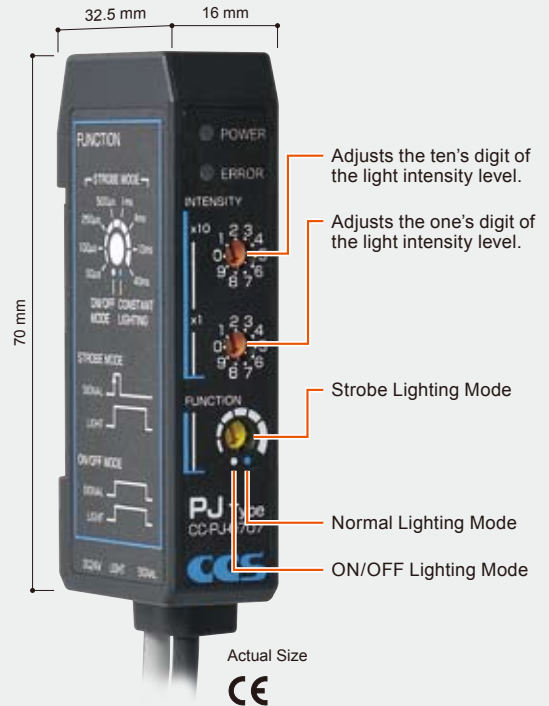
HLV2-14-series Spotlight

DIN rail mounting and 24 VDC input makes this Controller ideal for onsite applications.



LED Light Unit Cable 1 m

24 VDC input cable 2 m



Actual Size



Adjusts the ten's digit of the light intensity level.

Adjusts the one's digit of the light intensity level.

Strobe Lighting Mode

Normal Lighting Mode

ON/OFF Lighting Mode

### Intensity Setting

x10	0	0	...	1	...	9
x1	0	1	...	1	...	9
Intensity	1	2	...	12	...	100

### Strobe Lighting Time Setting

50  $\mu$ s/100  $\mu$ s/250  $\mu$ s/500  $\mu$ s/  
1 ms/4 ms/10 ms/40 ms  
Response time: 50  $\mu$ s max.


## A Compact Controller Enables a Wider Range of Spotlight Applications

The strobe lighting mode with a selectable lighting time is ideal for high-speed production lines.

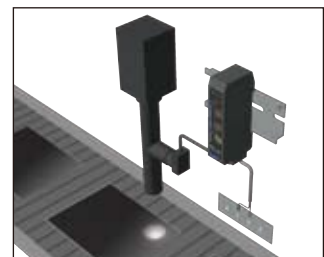
\* An overdrive function is not included.

The compact design allows space-saving configurations.

**OCR on Electronic Parts**



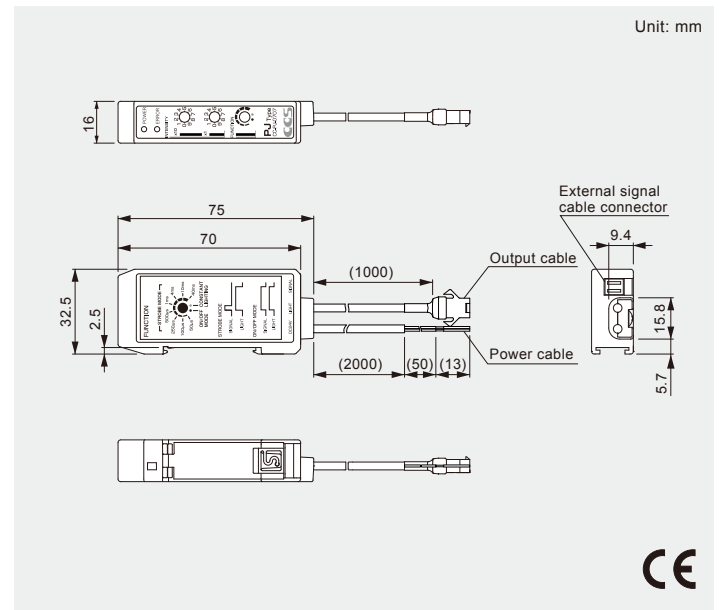
**Alignment Marks of LCD Panels**



## Specifications

Product name	Compact Controller for HLV2/HLV-series Spotlights
Model	CC-PJ-0707
Direct number	2000756
Drive method	Constant-current system
Light intensity control method	Variable-current control method or lighting time control
Input overcurrent protection	A fuse breaks the circuit to protect the Controller from overcurrent.
Input voltage	24 VDC $\pm$ 10%
Power consumption (typ.)	7 W (3-W Spotlight at maximum light intensity)
Output voltage (maximum)	7 VDC
Output current (rating)	700 mA
Operating environment (indoors only)	Temperature: 0 to 40°C, Humidity: 20% to 85%RH (with no condensation)
Storage environment	Temperature: -20 to 60°C, Humidity: 20% to 85%RH (with no condensation)
Vibration resistance	Acceleration: 19.6 m/s <sup>2</sup> , frequency: 10 to 55 Hz, cycle: 3 minutes, sweep cycles: 1 hour each in X, Y, and Z directions
Shock	Acceleration: 49.0 m/s <sup>2</sup> , Application time: 30 ms, Repetitions: 3 times each in 6 directions
Cooling method	Natural air cooling
CE Marking	EMC standards: EN 6100-6-2 and EN 6100-6-4
Environmental regulations	RoHS compliant
Material	ABS
Weight	100 g
Accessories	Flat-blade screwdriver

## Dimension Diagrams



\* Direct Number Guide: You can easily access the information page for any of our products by entering the item's 7-digit direct number in the designated box on the CCS website (image processing page).

## List of Compatible Spotlights

\* Only one Spotlight can be connected to the CC-PJ-0707. \* Branch cables cannot be used.

Series name	Direct number	Model	LED color	Series name	Direct number	Model	LED color
HLV2-14 Series	1004853	HLV2-14RD	Red	HLV2-22-3W Series	1004516	HLV2-22RD-3W	Red
	1004854	HLV2-14SW	White		1004517	HLV2-22SW-3W	White
	1004855	HLV2-14BL	Blue		1004518	HLV2-22BL-3W	Blue
	1004856	HLV2-14GR	Green		1004519	HLV2-22GR-3W	Green
HLV2-14-HU Series	1004857	HLV2-14RD-HU	Red		HLV2-22-1220-3W Series	1004524	HLV2-22RD-1220-3W
	1004858	HLV2-14SW-HU	White	1004525		HLV2-22SW-1220-3W	White
	1004859	HLV2-14BL-HU	Blue	1004526		HLV2-22BL-1220-3W	Blue
	1004860	HLV2-14GR-HU	Green	1004527		HLV2-22GR-1220-3W	Green
HLV2-22 Series	1004512	HLV2-22RD	Red	HLV2-22-NR-3W Series		1004520	HLV2-22RD-NR-3W
	1004513	HLV2-22SW	White		1004521	HLV2-22SW-NR-3W	White
	1004514	HLV2-22BL	Blue		1004522	HLV2-22BL-NR-3W	Blue
	1004515	HLV2-22GR	Green		1004523	HLV2-22GR-NR-3W	Green

## Optional Accessories [NFCB2-CC-3]

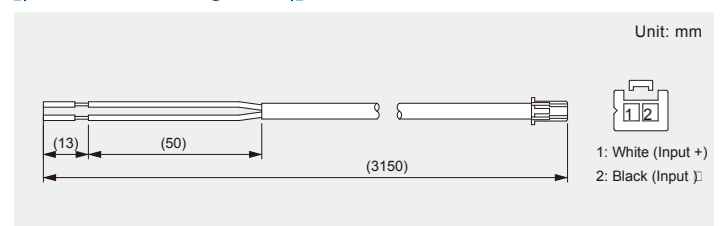
Direct number: 3000569

### External Signal Cable



This is a cable for external signals. Use this cable to enable the Controller to receive high signals (for ON/OFF lighting mode) or trigger signals (for strobe lighting mode).

## Dimension Diagrams



## Caution

- To ensure proper and safe use of the product, please read the Instruction Guide completely before using the product.
- For product improvement, specifications and designs are subject to change without notice.

### Headquarters

Shimodachiuri-agaru, Karasuma-dori, Kamigyo-ku, Kyoto 602-8011 Japan  
Phone: +81-75-415-8284 / Fax: +81-75-415-8278  
URL: <http://www.ccs-grp.com> E-mail: [intlsales@ccs-inc.co.jp](mailto:intlsales@ccs-inc.co.jp)