

Bar Lights

LDL2 Series

Higher Output


(Red) (White) (Blue)
RD2/SW2/BL2

Doubled* Output Power

* Comparison with our conventional products

Rich Lineup with 210 Models

Newly Developed Micromini Light Units



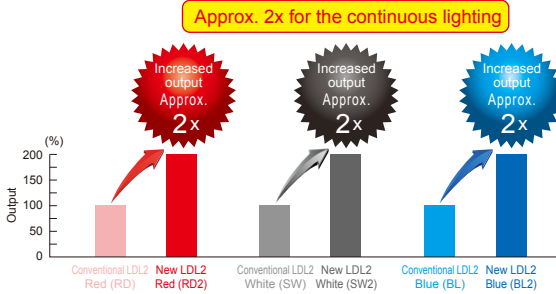
LDL2 series

High Performance, High Quality, and Abundant Product Lineup

➤ *Doubled output power advances application capability.*

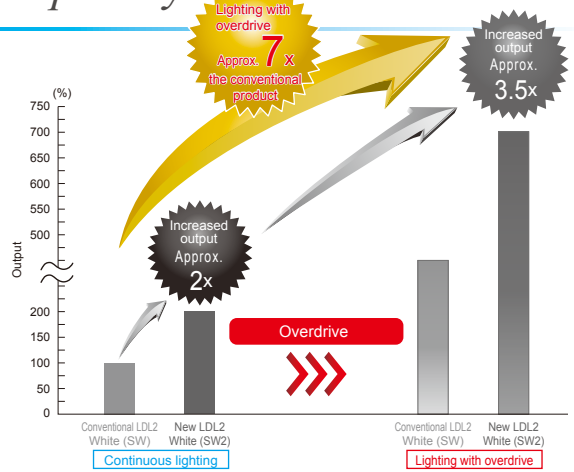
Achieved higher output than the conventional products.

Output comparison with the conventional products



* Strobe lighting with overdrive in combination with a Strobe Control Unit manufactured by CCS enables the LDL2 Series to emit light several times brighter than continuous lighting.

Overdriving the LDL2 Series enables even higher output.



* Comparison of actual values between LDL2-74X30SW (conventional product) and LDL2-74X30SW2 (new product). Actual values may vary.

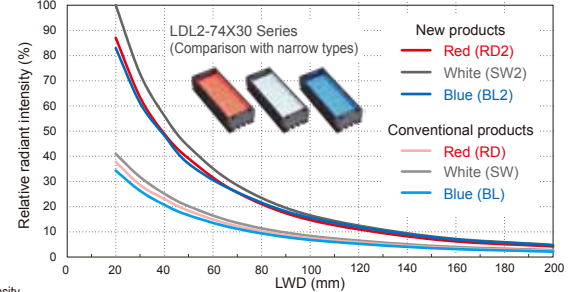
Comparison of imaging with the conventional product (continuous lighting)



Comparison of imaging with the continuous lighting and lighting with overdrive



Graph of relative radiant intensity (LWD characteristics) for the new products and conventional products



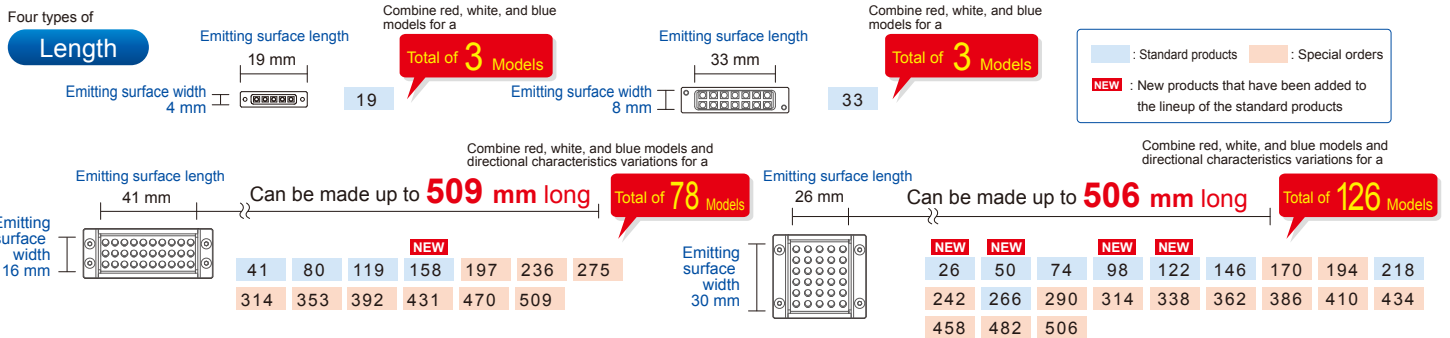
* This is a comparison between LDL2-74X30SW and LDL2-74X30SW2, which is connected to the Control Unit for continuous lighting and the Control Unit for the strobe lighting.
* The above graph is for reference only. Actual values may vary. Measured values vary depending on the spectral sensitivity characteristics of the camera.

➤ *Rich lineup with a total of 210 models, including an expanded standard products lineup*

Three types of LED colors: Red, White, Blue

Two types of Directional characteristics: Narrow type, Wide type

* The lineup of the LDL2-19X4 and LDL2-33X8 Series include only wide type Bar Lights.

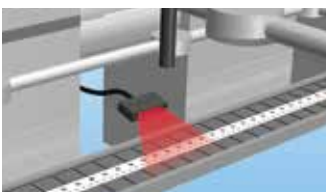


➤ *New release: Micromini Light Units LDL2-19X4 Series*



By designing the Light Unit to be more compact (W: 28 mm, D: 13 mm, H: 6.4 mm), we contribute to space-saving installation in your environment.

Can be installed even in a narrow space inside a device.



Can be used as auxiliaries or additions for other Light Units.



A weight of only 12g

Actual size



LDL2-19X4SW2

Directional characteristics to choose

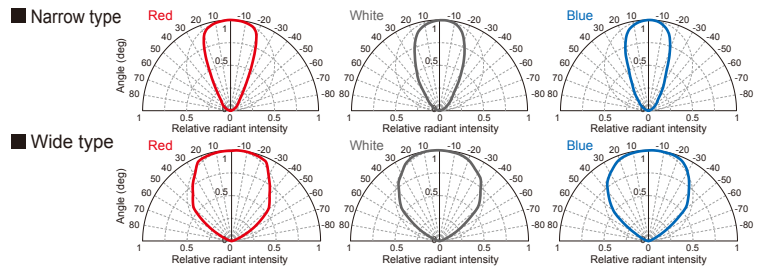
* The lineup of the LDL2-19X4 and LDL2-33X8 Series include only wide type Bar Lights.

We provide the narrow type, which uses original lens, and the wide type, which provides diffused illumination to a wider area.

Directional characteristics of the narrow type and wide type
Zoomed-in view of the emitting surface (White narrow type)



Zoomed-in view of the emitting surface (White wide type)

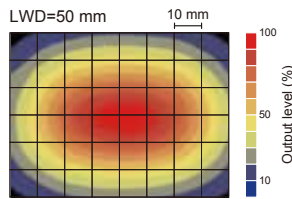


Uniformity of the narrow type (LDL2-74X30SW2)

Illuminating image



Uniformity graph (Relative irradiance)

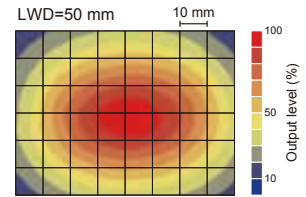


Uniformity of the wide type (LDL2-74X30SW2-WD)

Illuminating image



Uniformity graph (Relative irradiance)



Various optional accessories enable a wide range of applications.

A variety of optional accessories, such as diffusion plates, polarizing plates, brackets, and so on, are available for the LDL2 Series.

Usage example of the diffusion plate



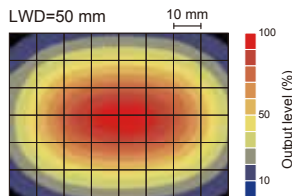
- You can attach the diffusion plate to the LDL2 Series to prevent glare, which is a problem when making images of glossy workpieces.
- Snap-in easy installation is adopted for the diffusion plates, polarizing plates, and protective plates. (Not applicable for some models)

Uniformity when the diffusion plate is not attached (LDL2-74X30SW2-WD)

Illuminating image



Uniformity graph (Relative irradiance)

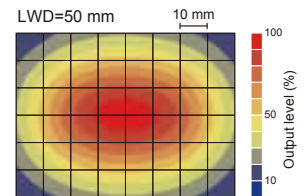


Uniformity when the diffusion plate is attached (LDL2-74X30SW2-WD + DF-LDL2-74X30)

Illuminating image



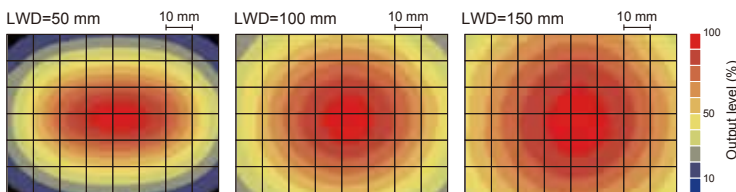
Uniformity graph (Relative irradiance)



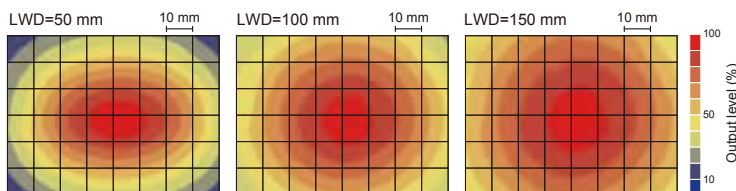
* Measuring condition: Actual value at 100% intensity, ambient temperature of 20°C. Results for individual products may vary.

Data

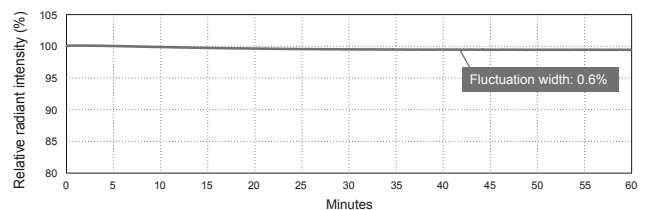
Uniformity graph (Relative irradiance) for LDL2-74X30SW2 (Narrow type)



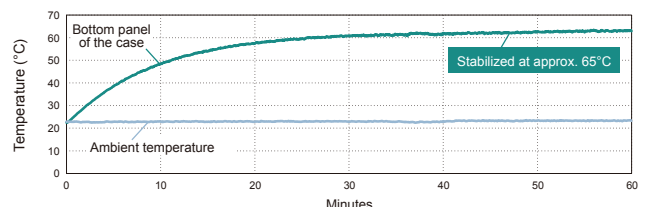
Uniformity graph (Relative irradiance) for the LDL2-74X30SW2-WD (Wide type)



Graph of aging variation in radiation output for LDL2-74X30SW2 (Narrow type)



Graph of aging variation in temperature for LDL2-74X30SW2 (Narrow type)



* The directional characteristics and optional accessories hardly influence the measured values.

» Applicable for various industries, as shown in the following imaging examples.

Imaging engraved characters on a plastic surface

Comparison of imaging with a Ring Light (Red) and LDL2-80X16RD2 (Red)



■ Workpiece image



Workpiece: Digital video cassette

■ Ring Light + Diffusion plate



It is difficult to observe the engraved characters due to uneven illumination.



■ LDL2-80X16RD2 (Red) + Diffusion plate



If you attach the diffusion plate to the Bar Light and illuminate the workpiece, only the engraved characters are evenly and brightly captured.

Imaging the appearance of connector pins

Comparison of imaging with LDL2-74X30SW2-WD (White) and LDL2-74X30SW2-WD (White) + Diffusion plate




■ Workpiece image



Workpiece: Connector

■ LDL2-74X30SW2-WD



Illumination from the front of the workpiece allows you to observe the surface state of the connector.

■ LDL2-74X30SW2-WD + Diffusion plate




Illumination using a diffusion plate from behind the workpiece allows you to observe the appearance of the connector.

Imaging the surface and appearance of tiles

Comparison of imaging with the single use of LDL2-119X16SW2 (White) and quadruple use + bracket




■ Workpiece image



Workpiece: Tiles


■ Single use of LDL2-119X16SW2



It is difficult to observe the surface and appearance of the tiles with a single use of the Bar Light due to uneven illumination.



■ Quadruple of LDL2-119X16SW2 + bracket



The Bar Lights which are mounted on the four sides of the bracket illuminate the surface and appearance of the tiles, so that they are captured brightly and evenly.

* The above imaging examples are for reference only. Results for individual products may vary.

	Directional characteristics	Model name	LED Color*1	Emitting surface size	Power consumption*2	Peak wavelength/correlated color temp*3	Weight	Applicable accessories*4	
Emitting width: 8 mm	Wide type	LDL2-19X4RD2 NEW	Red	19×4 mm	24 V/1.3 W	634 nm	12 g	Diffusion plate DF-LDL2-19X4 NEW	
		LDL2-19X4SW2 NEW	White			7800 K		Polarization plate PL-LDL2-19X4-HO NEW	
		LDL2-19X4BL2 NEW	Blue			467 nm		PL-LDL2-19X4-VE NEW Custom product	
Emitting width: 8 mm	Wide type*	LDL2-33X8RD2	Red	33×8 mm	24 V/2.6 W	634 nm	20 g	Diffusion plate DF-LDL2-33X8	
		LDL2-33X8SW2	White			7800 K		Polarization plate PL-LDL2-33X8-HO	
		LDL2-33X8BL2	Blue			467 nm		PL-LDL2-33X8-VE BK-LDQ2-33X8	
Emitting width: 16 mm	Narrow type	LDL2-41X16RD2	Red	41×16 mm	24 V/3.8 W	634 nm	50 g	Diffusion plate DF-LDL2-41X16	
		LDL2-41X16SW2	White			7800 K		Polarization plate PL-LDL2-41X16	
		LDL2-41X16BL2	Blue			467 nm		PL-LDL2-41X16-VE	
	Wide type	LDL2-41X16RD2-WD	Red			634 nm		Protective panel CV-LDL2-41X16	
		LDL2-41X16SW2-WD	White			7800 K		Brackets BK-LDQ2-41X16 BK-LDL2	
		LDL2-41X16BL2-WD	Blue			467 nm			
	Narrow type	LDL2-80X16RD2	Red	80×16 mm	24 V/7.6 W	634 nm	75 g	Diffusion plate DF-LDL2-80X16	
		LDL2-80X16SW2	White			7800 K		Polarization plate PL-LDL2-80X16	
		LDL2-80X16BL2	Blue			467 nm		PL-LDL2-80X16-VE	
	Wide type	LDL2-80X16RD2-WD	Red			634 nm		Protective panel CV-LDL2-80X16	
		LDL2-80X16SW2-WD	White			7800 K		Brackets BK-LDQ2-80X16 BK-LDL2	
		LDL2-80X16BL2-WD	Blue			467 nm			
	Narrow type	LDL2-119X16RD2	Red	119×16 mm	24 V/12 W	634 nm	95 g	Diffusion plate DF-LDL2-119X16	
		LDL2-119X16SW2	White			7800 K		Polarization plate PL-LDL2-119X16	
		LDL2-119X16BL2	Blue			467 nm		PL-LDL2-119X16-VE	
	Wide type	LDL2-119X16RD2-WD	Red			634 nm		Protective panel CV-LDL2-119X16	
		LDL2-119X16SW2-WD	White			7800 K		Brackets BK-LDQ2-119X16 BK-LDL2	
		LDL2-119X16BL2-WD	Blue			467 nm			
	Narrow type	LDL2-158X16RD2 NEW	Red	158×16 mm	24 V/16 W	634 nm	120 g	Diffusion plate DF-LDL2-158X16 NEW	
		LDL2-158X16SW2 NEW	White			7800 K		Polarization plate PL-LDL2-158X16 NEW	
		LDL2-158X16BL2 NEW	Blue			467 nm		PL-LDL2-158X16-VE NEW	
		Wide type	LDL2-158X16RD2-WD NEW			Red		634 nm	Protective panel CV-LDL2-158X16 NEW
			LDL2-158X16SW2-WD NEW			White		7800 K	Brackets BK-LDQ2-158X16 NEW BK-LDL2
			LDL2-158X16BL2-WD NEW			Blue		467 nm	
Emitting width: 30 mm	Narrow type	LDL2-26X30RD2 NEW	Red	26×30 mm	24 V/3.8 W	634 nm	55 g	Diffusion plate DF-LDL2-26X30 NEW	
		LDL2-26X30SW2 NEW	White			7800 K		Polarization plate PL-LDL2-26X30 NEW	
		LDL2-26X30BL2 NEW	Blue			467 nm		PL-LDL2-26X30-VE NEW	
	Wide type	LDL2-26X30RD2-WD NEW	Red			634 nm		Protective panel CV-LDL2-26X30 NEW	
		LDL2-26X30SW2-WD NEW	White			7800 K		Brackets Custom product BK-LDL2	
		LDL2-26X30BL2-WD NEW	Blue			467 nm			
	Narrow type	LDL2-50X30RD2 NEW	Red	50×30 mm	24 V/7.6 W	634 nm	80 g	Diffusion plate DF-LDL2-50X30 NEW	
		LDL2-50X30SW2 NEW	White			7800 K		Polarization plate PL-LDL2-50X30 NEW	
		LDL2-50X30BL2 NEW	Blue			467 nm		PL-LDL2-50X30-VE NEW	
	Wide type	LDL2-50X30RD2-WD NEW	Red			634 nm		Protective panel CV-LDL2-50X30 NEW	
		LDL2-50X30SW2-WD NEW	White			7800 K		Brackets Custom product BK-LDL2	
		LDL2-50X30BL2-WD NEW	Blue			467 nm			
	Narrow type	LDL2-74X30RD2	Red	74×30 mm	24 V/12 W	634 nm	100 g	Diffusion plate DF-LDL2-74X30	
		LDL2-74X30SW2	White			7800 K		Polarization plate PL-LDL2-74X30	
		LDL2-74X30BL2	Blue			467 nm		PL-LDL2-74X30-VE	
	Wide type	LDL2-74X30RD2-WD	Red			634 nm		Protective panel CV-LDL2-74X30	
		LDL2-74X30SW2-WD	White			7800 K		Brackets BK-LDQ2-74X30 BK-LDL2	
		LDL2-74X30BL2-WD	Blue			467 nm			
	Narrow type	LDL2-98X30RD2 NEW	Red	98×30 mm	24 V/16 W	634 nm	125 g	Diffusion plate DF-LDL2-98X30 NEW	
		LDL2-98X30SW2 NEW	White			7800 K		Polarization plate PL-LDL2-98X30 NEW	
		LDL2-98X30BL2 NEW	Blue			467 nm		PL-LDL2-98X30-VE NEW	
		Wide type	LDL2-98X30RD2-WD NEW			Red		634 nm	Protective panel CV-LDL2-98X30 NEW
			LDL2-98X30SW2-WD NEW			White		7800 K	Brackets BK-LDQ2-98X30 NEW BK-LDL2
			LDL2-98X30BL2-WD NEW			Blue		467 nm	
Narrow type	LDL2-122X30RD2 NEW	Red	122×30 mm	24 V/19 W	634 nm	150 g	Diffusion plate DF-LDL2-122X30 NEW		
	LDL2-122X30SW2 NEW	White			7800 K		Polarization plate PL-LDL2-122X30 NEW		
	LDL2-122X30BL2 NEW	Blue			467 nm		PL-LDL2-122X30-VE NEW		
	Wide type	LDL2-122X30RD2-WD NEW			Red		634 nm	Protective panel CV-LDL2-122X30 NEW	
		LDL2-122X30SW2-WD NEW			White		7800 K	Brackets BK-LDQ2-122X30 NEW BK-LDL2	
		LDL2-122X30BL2-WD NEW			Blue		467 nm		

* Use the conventional IR Bar Light for the IR Light of the LDL2-33X8.

Lineup (Standard products)

Please select a conventional GR type Bar Light for the green Light.

	Directional characteristics	Model name	LED Color* ¹	Emitting surface size	Power consumption* ²	Peak wavelength/ correlated color temp.* ³	Weight	Applicable accessories* ⁴
Emitting width: 30 mm	Narrow type	LDL2-146X30RD2	Red	146×30 mm	24 V/23 W	634 nm	170 g	Diffusion plate DF-LDL2-146X30
		LDL2-146X30SW2	White			7800 K		Polarization plate PL-LDL2-146X30
		LDL2-146X30BL2	Blue			467 nm		PL-LDL2-146X30-VE
	Wide type	LDL2-146X30RD2-WD	Red			634 nm		Protective panel CV-LDL2-146X30
		LDL2-146X30SW2-WD	White			7800 K		Brackets BK-LDQ2-146X30 BK-LDL2
		LDL2-146X30BL2-WD	Blue			467 nm		
	Narrow type	LDL2-218X30RD2	Red	218×30 mm	24 V/35 W	634 nm	240 g	Diffusion plate DF-LDL2-218X30
		LDL2-218X30SW2	White			7800 K		Polarization plate PL-LDL2-218X30
		LDL2-218X30BL2	Blue			467 nm		PL-LDL2-218X30-VE
	Wide type	LDL2-218X30RD2-WD	Red			634 nm		Protective panel CV-LDL2-218X30
		LDL2-218X30SW2-WD	White			7800 K		Brackets BK-LDQ2-218X30 BK-LDL2
		LDL2-218X30BL2-WD	Blue			467 nm		
Narrow type	LDL2-266X30RD2	Red	266×30 mm	24 V/42 W	634 nm	280 g	Diffusion plate DF-LDL2-266X30	
	LDL2-266X30SW2	White			7800 K		Polarization plate PL-LDL2-266X30	
	LDL2-266X30BL2	Blue			467 nm		PL-LDL2-266X30-VE	
Wide type	LDL2-266X30RD2-WD	Red			634 nm		Protective panel CV-LDL2-266X30	
	LDL2-266X30SW2-WD	White			7800 K		Brackets BK-LDQ2-266X30 BK-LDL2	
	LDL2-266X30BL2-WD	Blue			467 nm			

*1 Please select a conventional GR type Bar Light for the green Light.

*2 These power consumption values are not the same as those of the conventional products. Make sure that the total power consumption of the Light Units is within the output power capacity of the Control Unit.

*3 These peak wavelengths and correlated color temperatures are not the same as those of the conventional products. Make sure to evaluate the Light Unit with a loan product or other means before purchasing it.

*4 For details on the usage and dimensions of the accessories, refer to our general catalog, website, or the Operation Guide.

Lineup (Special Orders)

	Directional characteristics	Model name	LED Color* ¹	Emitting surface size	Power consumption* ²	Peak wavelength/ correlated color temp.* ³	Weight	Applicable accessories* ⁴
Emitting width: 16 mm	Narrow type/ Wide type (-WD)	LDL2-197X16 (-WD)	Red/ White/ Blue	197×16 mm	24 V/19 W	634 nm/ 7800 K/ 467 nm	145 g	Please contact your CCS sales representative.
		LDL2-236X16 (-WD)		236×16 mm	24 V/23 W		170 g	
		LDL2-275X16 (-WD)		275×16 mm	24 V/27 W		195 g	
		LDL2-314X16 (-WD)		314×16 mm	24 V/31 W		220 g	
		LDL2-353X16 (-WD)		353×16 mm	24 V/35 W		245 g	
		LDL2-392X16 (-WD)		392×16 mm	24 V/38 W		270 g	
		LDL2-431X16 (-WD)		431×16 mm	24 V/42 W		295 g	
		LDL2-470X16 (-WD)		470×16 mm	24 V/46 W		320 g	
		LDL2-509X16 (-WD)		509×16 mm	24 V/50 W		345 g	
Emitting width: 30 mm	Narrow type/ Wide type (-WD)	LDL2-170X30 (-WD)	Red/ White/ Blue	170×30 mm	24 V/27 W	634 nm/ 7800 K/ 467 nm	200 g	Please contact your CCS sales representative.
		LDL2-194X30 (-WD)		194×30 mm	24 V/31 W		225 g	
		LDL2-242X30 (-WD)		242×30 mm	24 V/38 W		275 g	
		LDL2-290X30 (-WD)		290×30 mm	24 V/46 W		325 g	
		LDL2-314X30 (-WD)		314×30 mm	24 V/50 W		350 g	
		LDL2-338X30 (-WD)		338×30 mm	24 V/53 W		375 g	
		LDL2-362X30 (-WD)		362×30 mm	24 V/57 W		400 g	
		LDL2-386X30 (-WD)* ⁵		386×30 mm	24 V/61 W		425 g	
		LDL2-410X30 (-WD)* ⁵		410×30 mm	24 V/65 W		450 g	
		LDL2-434X30 (-WD)* ⁵		434×30 mm	24 V/69 W		475 g	
		LDL2-458X30 (-WD)* ⁵		458×30 mm	24 V/72 W		500 g	
		LDL2-482X30 (-WD)* ⁵		482×30 mm	24 V/76 W		525 g	
		LDL2-506X30 (-WD)* ⁵		506×30 mm	24 V/80 W		550 g	

*1 Please contact your CCS sales representative for details on the green Light.

*2 These power consumption values are not the same as those of the conventional products. Make sure that the total power consumption of the Light Units is within the output power capacity of the Control Unit.

*3 These peak wavelengths and correlated color temperatures are not the same as those of the conventional products. Make sure to evaluate the Light Unit with a loan product or other means before purchasing it.

*4 For details on the usage and dimensions of the accessories, refer to our general catalog, website, or the Operation Guide.

*5 These Light Units have an EL connector (ELP-02V, 1: +Brown, 2: -Blue). Use the Control Unit which has EL connectors.

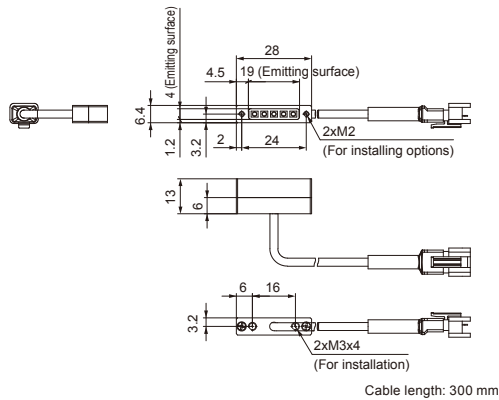
Common Specifications

LED color	Red (RD2)	White (SW2)	Blue (BL2)	Spectral distribution	
Input voltage (max.)	24 VDC				
Peak wavelength (typ.)	634 nm	-	467 nm		
Correlated color temp. (typ.)	-	7800 K	-		
Cable length	0.3 m			Directional characteristics	
Input connector	SMR-03V-B				
Polarity, signal	1: Anode(+) Brown, 2: NC, 3: Cathode(-) Blue				
Case material	Aluminum alloy, Resin				
Operating environment	Temperature: 0 to 40°C, Humidity: 20 to 85%RH (with no condensation)				
Storage environment	Temperature: -20 to 60°C, Humidity: 20 to 85%RH (with no condensation)				
CE marking	Safety standard: Conforms to EN 62471				
Cooling method	Natural air-cooling				

Dimensions (mm)

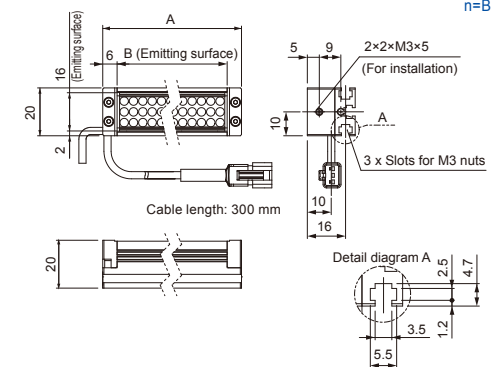
NEW : New products that have been added to the lineup of the standard products

LDL2-19X4RD2/SW2/BL2



LDL2-n X 16RD2/SW2/BL2 (Common for all -WD models)

● Case dimensions and positions of installation holes are the same as those of the conventional products.



Standard products

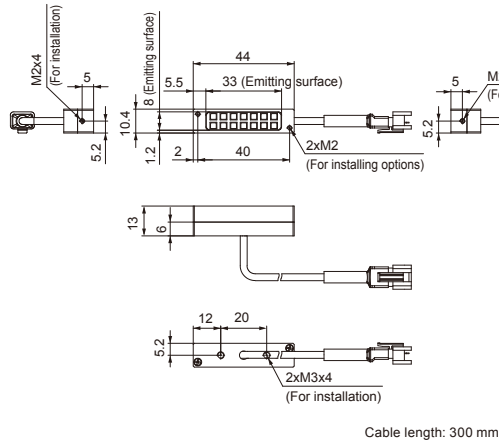
Model name	A	B
LDL2-41X16RD2/SW2/BL2	53	41
LDL2-80X16RD2/SW2/BL2	92	80
LDL2-119X16RD2/SW2/BL2	131	119
LDL2-158X16RD2/SW2/BL2	170	158

Special orders

Model name	A	B
LDL2-197X16RD2/SW2/BL2	209	197
LDL2-236X16RD2/SW2/BL2	248	236
LDL2-275X16RD2/SW2/BL2	287	275
LDL2-314X16RD2/SW2/BL2	326	314
LDL2-353X16RD2/SW2/BL2	365	353
LDL2-392X16RD2/SW2/BL2	404	392
LDL2-431X16RD2/SW2/BL2	443	431
LDL2-470X16RD2/SW2/BL2	482	470
LDL2-509X16RD2/SW2/BL2	521	509

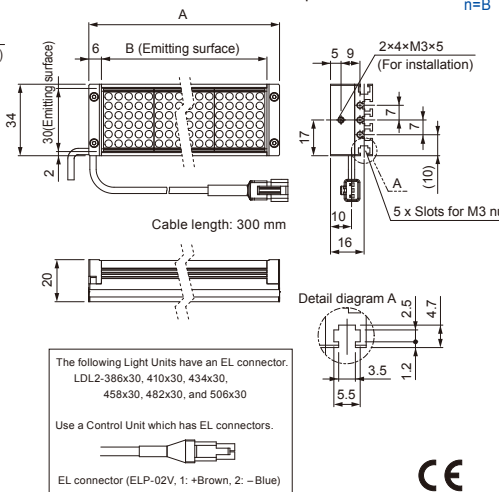
The wide type (-WD) is the same size.

LDL2-33X8RD2/SW2/BL2



LDL2-n X 30RD2/SW2/BL2 (Common for all -WD models)

● Case dimensions and positions of installation holes are the same as those of the conventional products.



Standard products

Model name	A	B
LDL2-26X30RD2/SW2/BL2	38	26
LDL2-50X30RD2/SW2/BL2	62	50
LDL2-74X30RD2/SW2/BL2	86	74
LDL2-98X30RD2/SW2/BL2	110	98
LDL2-122X30RD2/SW2/BL2	134	122
LDL2-146X30RD2/SW2/BL2	158	146
LDL2-218X30RD2/SW2/BL2	230	218
LDL2-266X30RD2/SW2/BL2	278	266

Special orders

Model name	A	B
LDL2-170X30RD2/SW2/BL2	182	170
LDL2-194X30RD2/SW2/BL2	206	194
LDL2-242X30RD2/SW2/BL2	254	242
LDL2-290X30RD2/SW2/BL2	302	290
LDL2-314X30RD2/SW2/BL2	326	314
LDL2-338X30RD2/SW2/BL2	350	338
LDL2-362X30RD2/SW2/BL2	374	362
LDL2-386X30RD2/SW2/BL2	398	386
LDL2-410X30RD2/SW2/BL2	422	410
LDL2-434X30RD2/SW2/BL2	446	434
LDL2-458X30RD2/SW2/BL2	470	458
LDL2-482X30RD2/SW2/BL2	494	482
LDL2-506X30RD2/SW2/BL2	518	506

The wide type (-WD) is the same size.

● "CCS", "LIGHTING SOLUTION", and "LDL" are registered trademarks or trademarks of CCS Inc.

CAUTION

- To ensure proper and safe use of the product, please read the Instruction Guide completely before using the product.
- The design and specifications of this product are subject to change without notification for product improvement.
- The workpiece imaging examples included in this pamphlet are intended to serve only as references to help you select a suitable Light Unit. Please verify the functionality and conditions required for your particular application before you make a final selection. The sample workpieces used in this pamphlet have been processed specifically for sample imaging. They are not intended to represent product quality and performance.

CCS Inc.

Headquarters
Shimodachiuri-agaru, karasuma-dori, kamigyo-ku,
Kyoto 602-8011 JAPAN
TEL : +81-75-415-8284 / FAX : +81-75-415-8278
URL : <http://www.ccs-grp.com/>
E-mail : sales@ccs-inc.co.jp

CCS Asia PTE LTD
63 Hillview Avenue #07-10, Lam Soon Industrial
Building, Singapore 669569
TEL : +65-6769-1669 / FAX : +65-6769-3422
URL : <http://www.ccs-asia.com.sg/>
Email : sales@ccs-asia.com.sg

CCS America, Inc
5 Burlington Woods Suite 204, Burlington, MA 01803 USA
TEL : +1-781-272-6900 / FAX : +1-781-272-6902
URL : <http://www.ccsamerica.com/>
Email : info@ccsamerica.com

CCS Inc. Shanghai Office
Room 308B-309, CIMIC Tower No.1090 Century Avenue,
Pu Dong New Area, Shanghai 200120, P.R. China
TEL : +86-21-5835-8728 / FAX : +86-21-5835-8928
Email : ccschina@ccs-inc.co.jp

CCS Europe NV/SA
Bergensesteenweg 421B,
1600 Sint-Pieters-Leeuw, Belgium
TEL : +32-(0)2-333-0080 / FAX : +32-(0)2-333-0081
Email : info@ccseu.com

CCS Inc. Shenzhen office
17B, China Economic Trade Building, 7Rd Zizhu, Zhuzilin,
Futian District, Shenzhen 518040 P.R.China
TEL : +86-755-8279-0477 / FAX : +86-755-8279-0478
Email : ccschina@ccs-inc.co.jp