



ALDM1050 Series DRIVER

- 0-10VDC Analog Control for intensity ~10% to 100%
- Current Regulating
- 24VDC
- DIN Rail Mount
- PNP/NPN Strobe or Continuous Mode

ELECTRICAL:

Input Voltage: 24 VDC -0.5 / +4V
Input Current: 1.5 Amps
Connection: Screw terminals



ALDM1050 is compatible with the following lights:

SP5.5 – All Colors
WLL117.25 – All Colors

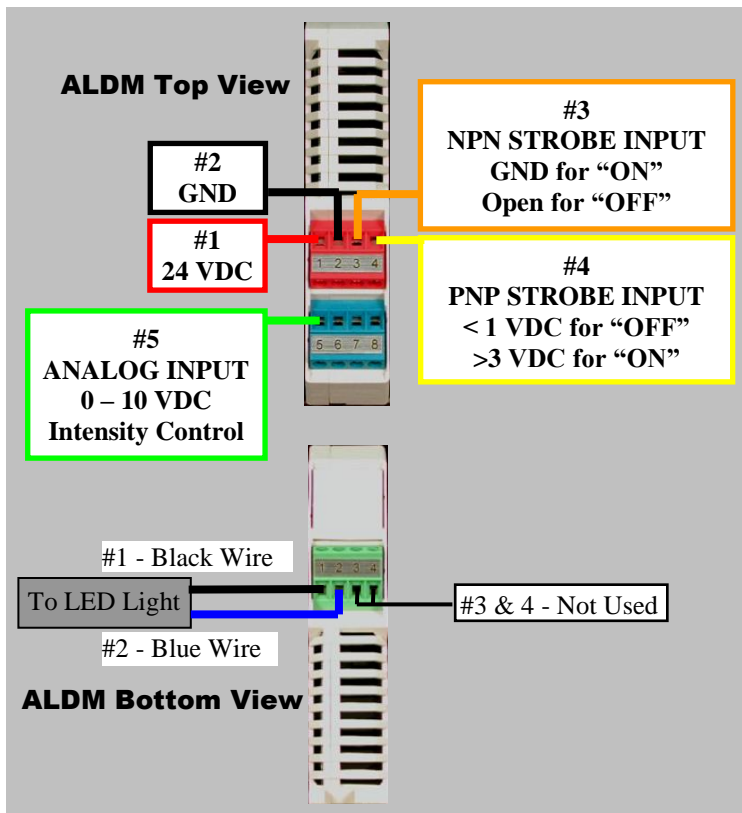
NOTE:

Jumper 24VDC to PNP Strobe Input or
GND to NPN Strobe input for light to
remain in constant "ON" state.

Strobe is Pulse Width Duration – Light will
remain "on" for duration of signal or pulse.

**Note: 24V power supply return and GND reference
for 0-10V input must be connected to pin #2
(GND) of red connector.**

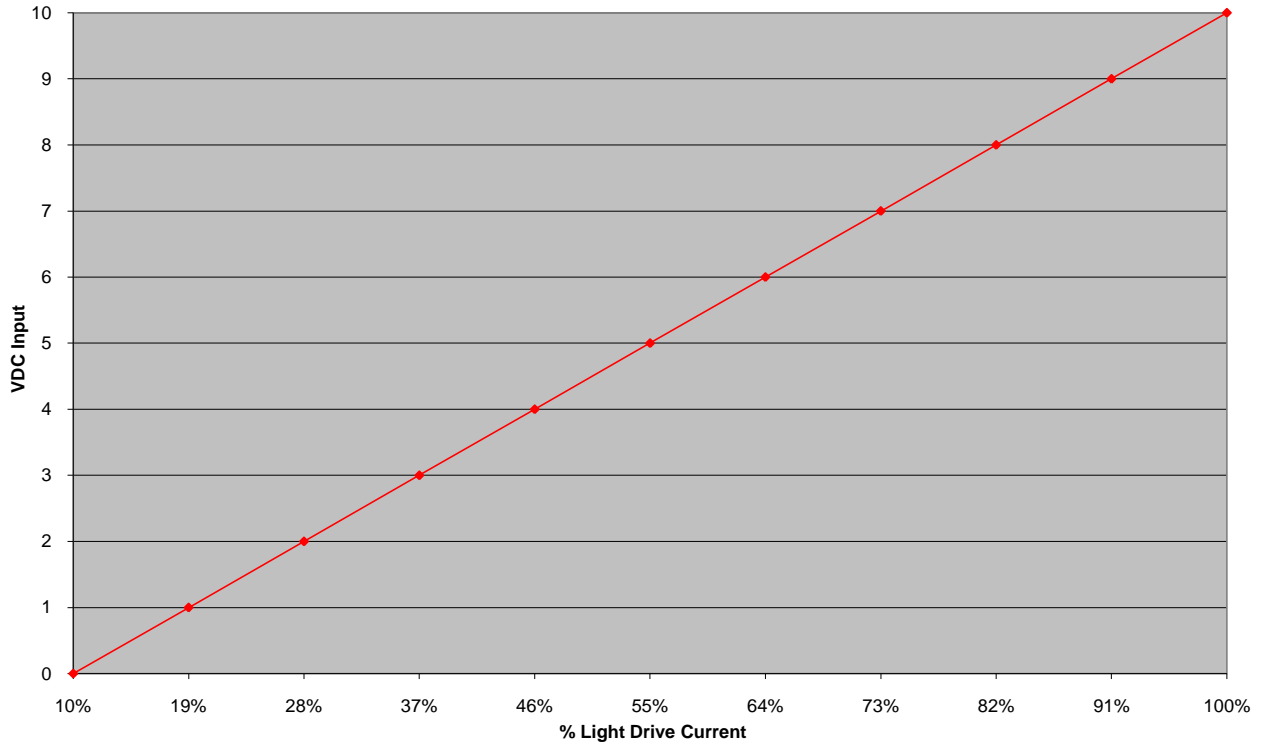
**Note: White, Brown and Green wires are not used
on ALDM1050 Driver**



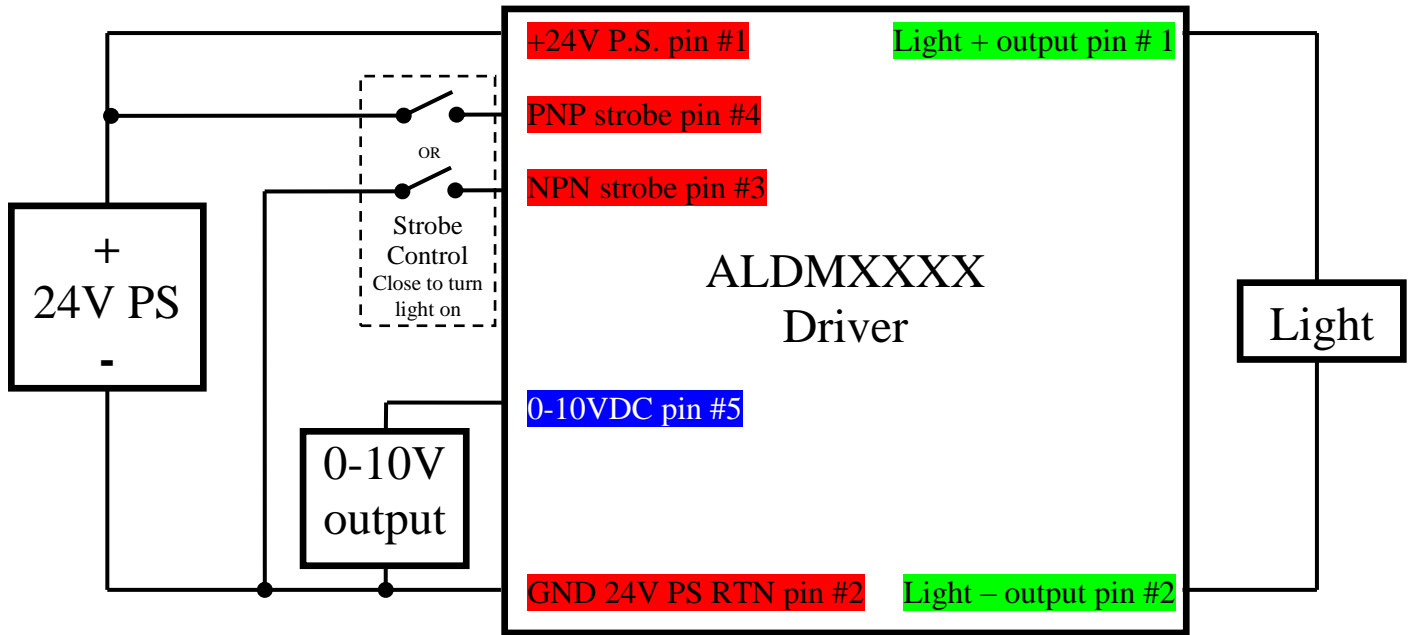
Warning!!!

**USE ONLY SPECTRUM ILLUMINATION LDM DRIVER WITH MONSTER LIGHTS.
DO NOT CONNECT MONSTER LIGHTS DIRECTLY TO 24VDC!**

Analog Voltage vs. Light Drive Current



Wiring Block Diagram



Spectrum Illumination • 5114 Industrial Park Rd. • Montague, MI 49437

Phone 231-894-4590 Fax 231-894-4582

www.spectrumillumination.com

Rev. Date: 2009-05-21