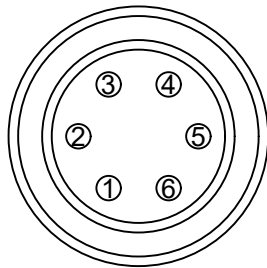
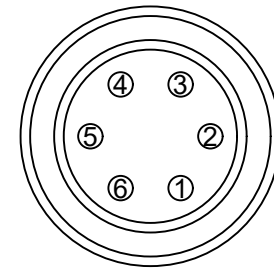
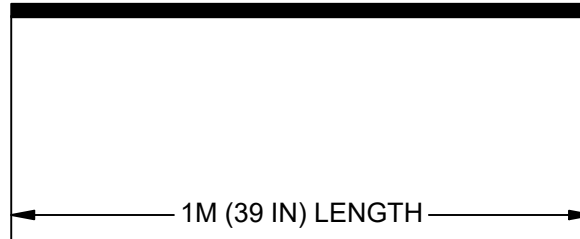


WIRE ASSIGNMENTS	
PIN	FUNCTION
1	MAX. CONTROL CURRENT +
2	MAX. CONTROL CURRENT -
3	GND
4	POWER
5	I ² C SCL
6	I ² C SDA



MALE
OPTOTUNE SIDE



FEMALE
LENS DRIVER SIDE

OUTLINE



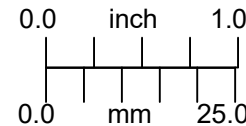
Pyramid Imaging

945 East 11th Avenue Tampa, FL 33605
 sales@pyramidimaging.com
 www.pyramidimaging.com
 813-786-3785

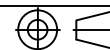
UNLESS OTHERWISE SPECIFIED DIMENSIONS ARE IN INCHES [MM] AND INCLUDE CHEMICALLY APPLIED OR PLATED FINISHES	
SCALE:	1:1
WEIGHT:	0.00 lbmass
DR BY:	JD
CH BY:	DEROSA
PROJECT #:	E3640
DATE DR:	8/6/2019

PROPRIETARY AND CONFIDENTIAL

THE INFORMATION CONTAINED IN THIS
DRAWING IS THE SOLE PROPERTY OF
NAVITAR. ANY REPRODUCTION IN PART
OR AS A WHOLE WITHOUT THE WRITTEN
PERMISSION OF NAVITAR IS PROHIBITED.



DO NOT SCALE DRAWING



HIROSE CABLE, 6 PIN, M/F, 1M

SIZE	PART NUMBER	REV
A	1-40370	A