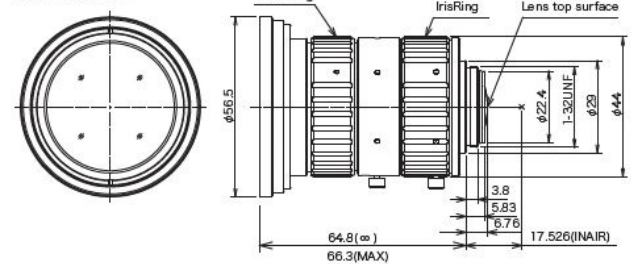


F1228-MPT

Focal Length	12mm		Distortion (Inf.)	1.4 Type	0.13%		
Max. Aperture Ratio	1:2.8		Operating Temperature	-10°C - +50°C			
Max. Image Format	φ23.1mm		Mount	C-Mount			
Operation Range	Iris	F2.8 - F16.0		Filter Size	M72 P=0.75mm*		
	Focus	0.15m - Inf.		Weight	205g		
Angle of View	D	1.4 Type	86.1°	1.2 Type	76.6°	1.1 Type	71.6°
	H		76.0°		61.9°		60.4°
	V	56.2°	54.8°	46.1°			

*For using filters, please attach TM-1243 (Sold Separately).

Dimensions

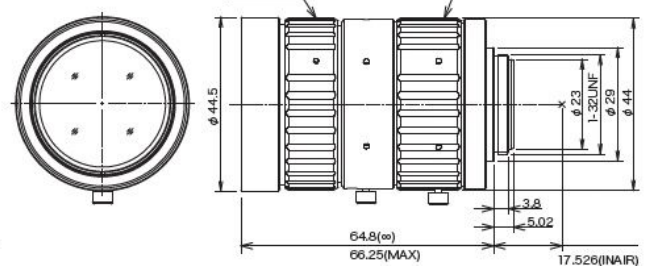


F1628-MPT

Focal Length	16mm		Distortion (Inf.)	1.4 Type	0.06%		
Max. Aperture Ratio	1:2.8		Operating Temperature	-10°C - +50°C			
Max. Image Format	φ23.1mm		Mount	C-Mount			
Operation Range	Iris	F2.8 - F16.0		Filter Size	M52 P=0.75mm*		
	Focus	0.15m - Inf.		Weight	187g		
Angle of View	D	1.4 Type	70.1°	1.2 Type	61.0°	1.1 Type	56.5°
	H		60.4°		48.1°		46.9°
	V	43.4°	42.2°	35.2°			

*For using filters, please attach TM-1643 (Sold Separately).

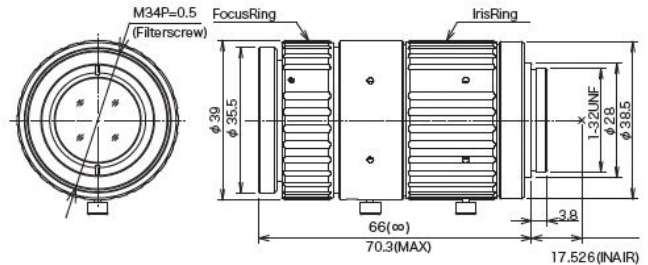
Dimensions



F2524-MPT

Focal Length	25mm		Distortion (Inf.)	1.4 Type	0.06%		
Max. Aperture Ratio	1:2.4		Operating Temperature	-10°C - +50°C			
Max. Image Format	φ23.1mm		Mount	C-Mount			
Operation Range	Iris	F2.4 - F16.0		Filter Size	M34 P=0.5mm		
	Focus	0.15m - Inf.		Weight	152g		
Angle of View	D	1.4 Type	49.6°	1.2 Type	42.4°	1.1 Type	39.0°
	H		41.9°		32.7°		31.8°
	V	29.3°	28.5°	23.6°			

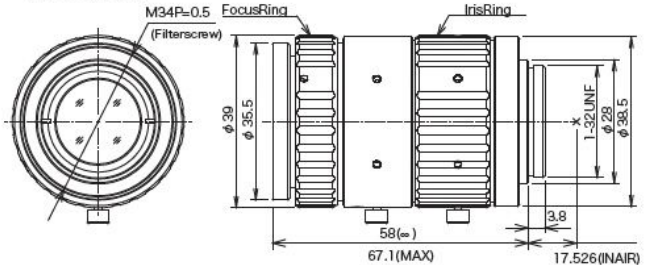
Dimensions



F3526-MPT

Focal Length	35mm		Distortion (Inf.)	1.4 Type	0.01%		
Max. Aperture Ratio	1:2.6		Operating Temperature	-10°C - +50°C			
Max. Image Format	φ23.1mm		Mount	C-Mount			
Operation Range	Iris	F2.6 - F16.0		Filter Size	M34 P=0.5mm		
	Focus	0.15m - Inf.		Weight	122g		
Angle of View	D	1.4 Type	36.6°	1.2 Type	30.9°	1.1 Type	28.3°
	H		30.6°		23.6°		23.0°
	V	21.1°	20.5°	16.9°			

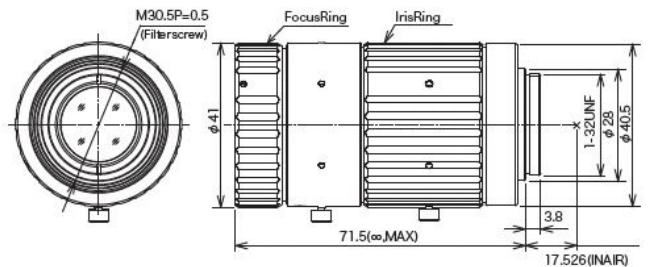
Dimensions



F5026-MPT

Focal Length	50mm		Distortion (Inf.)	1.4 Type	-0.03%		
Max. Aperture Ratio	1:2.6		Operating Temperature	-10°C - +50°C			
Max. Image Format	φ23.1mm		Mount	C-Mount			
Operation Range	Iris	F2.6 - F16.0		Filter Size	M30.5 P=0.5mm		
	Focus	0.25m - Inf.		Weight	151g		
Angle of View	D	1.4 Type	26.1°	1.2 Type	21.9°	1.1 Type	20.0°
	H		21.7°		16.7°		16.2°
	V	14.9°	14.4°	11.9°			

Dimensions



945 East 11th Avenue Tampa, FL 33605
 Phone: (813) 984-0125
 Contact: Sales@pyramidimaging.com
<https://pyramidimaging.com>