


MetaLight™ 2 - Ring Off-Axis Ring Light
Model#: DOARL241



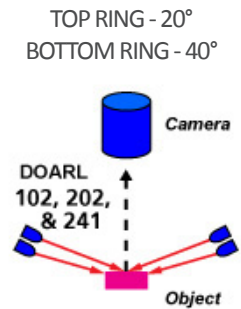
- Dual Ring, 1/4 select Ring Light
- 1/4 select means you can turn on/off 1/4 of each ring independently
- Horizontal Plane of Light
- Useful for Highlighting Surface Defects
- Illuminates Specular Surfaces
- Configurable for Wavelength
- Economical, High Power
- Additional Ring at larger incident angle for flexible illumination

Part #	Color	Power Supply	Specifications:	
DOARL221-W-24	White 5500K	24 volt power supply available upon request.	Current Consumption	0.4A
DOARL241-R-24	Red 630nm		Individual Ring Draw	0.2A
DOARL241-B-24	Blue 455nm		Housing	Anodized Aluminum
DOARL241-G-24	Green 530nm		Intensity Uniformity	+/-5%
DOARL241-IRN-24	Infrared 850nm		Operating Temperature	120° F Max
DOARL241-IRL-24	Infrared 880nm		Compliance	CE/RoHS
DOARL241-UVL-24	UV 395nm		Lifetime Hours	75,000 Hours
DOARL241-UVS-24	UV 365nm			

10 ft. flying leads come standard on all products.
Light features built-in constant current driver.
No expensive controller required.

Active Area	Dimensions
Ø4in Aperture	L: 7in / 177.8mm
Ø101.6mm Aperture	W: 7in / 177.8mm
	H: 1.44in / 36.5mm

Angle of LED Rings



ORDERING INFORMATION:

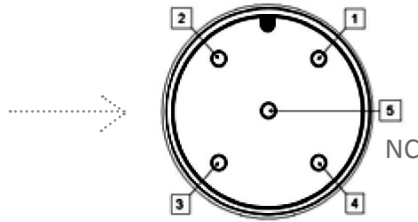
• DOARL241	-	<input type="checkbox"/>	-	24	-	<input type="checkbox"/>	
W		White 5500k				*BLANK	10 ft. Flying Leads
R		Red 630nm				T	M12 Quick Disconnect
G		Green 530nm				ILD	In Line Dimmer
B		Blue 455 nm				ILS	In Line Strobe (customer provide trigger info)
IRL		Infrared 880nm					
UVL		(long) 395nm					
UVS		(short) 365nm					

MetaLight™ 2 - Ring Off-Axis Ring Light Model#: DOARL241

Wiring Diagram

M12 Connector

PIN #	Function
1	+24VDC
2	0-10VDC Intensity Control
3	Ground
4	Signal Ground



Flying Leads	Function
RED	+24VDC
BLACK	Ground
WHITE	+24VDC
GREEN	Ground

24 AWG 4 WIRES CABLE X 1

When not using intensity control, connect 0-10V control line to +24 (Max Intensity Control = 25V) and intensity control ground to ground

Drawing/Diagram

ELECTRICAL CABLE, 10 FT LG (4) CONDUCTOR, 22 AWG WITH FLYING LEAD WIRE ENDS

#8-32 UNC X 3/16 DP (4) PLACES

Dimensions: 7.00 [177.8], 3.50 [88.9], 1.16 [29.4], .38 [9.5], .89 [22.5], 3.00 [76.2], 1.39 [35.4], 2.00 [50.8], 7.00 [177.8], 1.44 [36.5], 3.50 [88.9], 1.16 [29.4], 1.39 [35.4], 1.44 [36.5]

Ø 4.00 [101.6]

Ø 4.41 [111.9]

REVISIONS				
ZONE	REV.	DESCRIPTION	DATE	APPROVED

Pyramid Imaging
945 East 11th Avenue Tampa, FL 33605
sales@pyramidimaging.com
www.pyramidimaging.com
813-786-3785

UNLESS OTHERWISE SPECIFIED:		NAME	DATE	METAPHASE TECHNOLOGIES, INC.
DIMENSIONS ARE IN INCHES		DRAWN	KW	4/23/2012
TOLERANCES:		CHECKED		TITLE:
FRACTIONAL: 1/64		ENG APPR.		DUAL OFF AXIS RING LIGHT, 4 INCH
ANGULAR: MACH 1/2° BEND 12°		MFG APPR.		
TWO PLACE DECIMAL ±.01		Q.A.		
THREE PLACE DECIMAL ±.005		COMMENTS:		
INTERPRET GEOMETRIC TOLERANCING PER:				
MATERIAL:				
DOARL241	FINISH			SIZE DWG. NO. REV
DOARL221				B DOARL241
DOARL202				SCALE: 1:2 WEIGHT: SHEET 1 OF 1
NEXT ASSY	USED ON			
APPLICATION	DO NOT SCALE DRAWING			