


MetaBright™ OmniLight

Model#: MB-OBL14X14



- Lightweight alloy housing comes with welded brackets for secure and easy mounting
- Larger panels for even lighting
- Thin profile for easier installation
- Diffused, even illumination of standard dome lights

Part #	Color	Power Supply	Specifications:	
MB-OBL14X14-W-24	White 6000 K	24 volt power supply available upon request.	Current Consumption	3.85A
MB-OBL14X14-R-24	Red 630nm		Finish	Black Anodized
MB-OBL14X14-B-24	Blue 455nm		Intensity Uniformity	+/-5%
MB-OBL14X14-G-24	Green 530nm		Weight	8lbs / 3.6kg
MB-OBL14X14-IRN-24	Infrared 850nm		Operating Temperature	120° F Max
MB-OBL14X14-UVL-24	UltraViolet 395nm		Compliance	CE/RoHS
<p>10 ft. flying leads come standard on all products. Light features built-in constant current driver. No expensive controller required.</p>			Lifetime Hours	75,000 Hours


Contact Us:

Contact your Metaphase Technologies Representative for options including: Diffuser Choice, Polarizer & Light Control Film, Specific Intensity & Uniformity, & Wavelength.

ORDERING INFORMATION:

• M B - O B L 1 4 X 1 4 - - 2 4 -

W	White 5500k	*BLANK	10 ft. Flying Leads
R	Red 630nm	T	M12 Quick Disconnect
G	Green 530nm	ILD	In Line Dimmer
B	Blue 455 nm	ILS	In Line Strobe (customer provide trigger info)
IRL	Infrared 880nm		
UVL	(long) 395nm		
UVS	(short) 365nm		



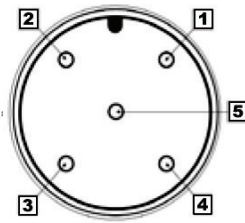
MetaBright™ OmniLight Model#: MB-OBL14X14

Wiring Diagram

Flying Leads	Function
RED	+24VDC
BLACK	Ground
WHITE	+24VDC
GREEN	Ground

M12 Connector

PIN #	Function
1	+24VDC
2	0-10VDC Intensity Control
3	Ground
4	Signal Ground



24 AWG 4 WIRES CABLE X 1

When not using intensity control, connect 0-10V control line to +24 (Max Intensity Control = 25V) and intensity control ground to ground

Drawing/Diagram

REVISIONS				
ZONE	REV.	DESCRIPTION	DATE	APPROVED
	D	REVISED AND REDRAWN. KW	4/11/2011	
	E	ADDED TABLE. KW	12/22/2011	

DRAWING NUMBER	PART NUMBER	-A-
OBL14X14-0	MBOBL14X14-W-24-0	NO HOLE
OBL14X14-1	MBOBL14X14-W-24-1	Ø 2.00 [50.8] THRU
OBL14X14-2	MBOBL14X14-W-24-2	Ø 2-1/4 [57.2] THRU

NOTES: UNLESS OTHERWISE SPECIFIED

TABLE

UNLESS OTHERWISE SPECIFIED:
 DIMENSIONS ARE IN INCHES
 TOLERANCES:
 FRACTIONS & DECIMALS CHECKED
 ANGULAR DIMENSIONS ± 10' UNLESS APPLICABLE
 DIMENSIONS IN PARENT PARENTHESIS
 DIMENSIONS IN BRACKETED PARENTHESIS
 DIMENSIONS IN PARENT PARENTHESIS
 DIMENSIONS IN BRACKETED PARENTHESIS
 DIMENSIONS IN PARENT PARENTHESIS
 DIMENSIONS IN BRACKETED PARENTHESIS

PROPERTY AND CONFIDENTIAL
 THE INFORMATION CONTAINED IN THIS DRAWING IS THE SOLE PROPERTY OF METAPHASE TECHNOLOGIES, INC. ANY REPRODUCTION IN PART OR AS A WHOLE WITHOUT THE WRITTEN PERMISSION OF METAPHASE TECHNOLOGIES, INC. IS PROHIBITED.

DATE: 4-11-11
 NAME: EW
 TITLE: METAPHASE TECHNOLOGIES, INC.
 BACK LIGHT, OMNI, 14 X 14 INCH
 SIZE: DWG. NO. C OBL14X14
 SCALE: SEE TABLE
 REV: E



Pyramid Imaging
 4951 Adamo Dr. Suite 224
 Tampa, FL 33605-5919
 Phone: 813.984.0125 Fax: 866.874.9521
www.pyramidimaging.com