



945 East 11th Avenue Tampa, FL 33605

Phone: (813) 984-0125

Contact: Sales@pyramidimaging.com

<https://pyramidimaging.com>

Pyramid Imaging

High Power Simple Dome Illumination MSDC Series



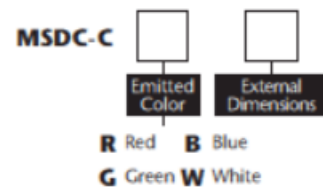
High power dome illumination achieving 3x increase in brightness while maintaining uniformity at a competitive price.

- Brightness has been increased by 3x from our conventional models with the latest, state-of-the-art high power LED chips
- Perfectly diffused light provides extremely uniform illumination without glare which is ideal for curved or glossy surface inspection
- Designed for reduced weight, the lightweight 156 mm diameter version is 1/6 the weight of our conventional models
- The 400 mm unit was designed for the inspection of large objects such as 300 mm wafers.



Model Name	Emitted Color	Maximum Rated Current IFM (A)	Internal Diameter of Dome (mm)	Outside Diameter (mm)	Height (mm)	Weight (g)	LED Controller
MSDC-CR156	● Red	1.49	∅ 110	∅ 156	66	270	MLEK-A230
★ MSDC-CG156	● Green	1.49	∅ 110	∅ 156	66	270	MLEK-A230
★ MSDC-CB156	● Blue	1.49	∅ 110	∅ 156	66	270	MLEK-A230
MSDC-CW156	○ White	1.49	∅ 110	∅ 156	66	270	MLEK-A230
MSDC-CR400-3CH	● Red	1.78 each	∅ 360	∅ 424	207	2600	MLEK-D770
★ MSDC-CG400-3CH	● Green	1.78 each	∅ 360	∅ 424	207	2600	MLEK-D770
★ MSDC-CB400-3CH	● Blue	1.78 each	∅ 360	∅ 424	207	2600	MLEK-D770
MSDC-CW400-3CH	○ White	1.78 each	∅ 360	∅ 424	207	2600	MLEK-D770


Explanation of Model Code



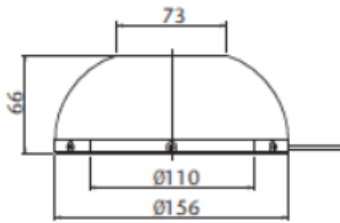
* LED Controller on P.152~156

* In case of a plurality of LED illuminations used, please check the "Selection Criteria LED Controller" on P.99.

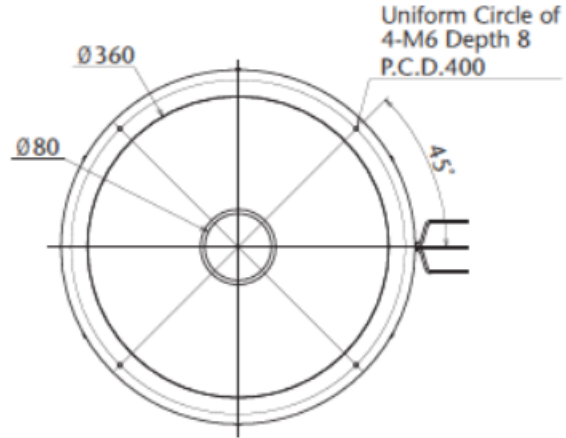
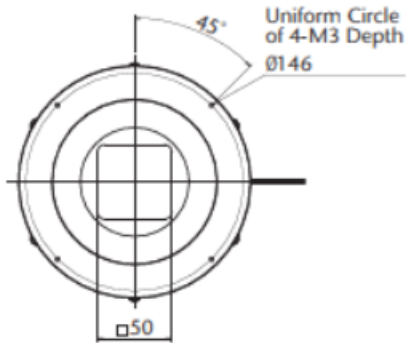
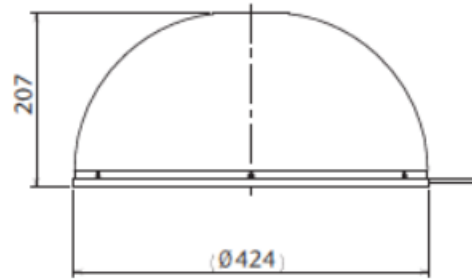
★Made-to-order products.



MSDC-C□156



MSDC-C□400-3CH



Sample Images



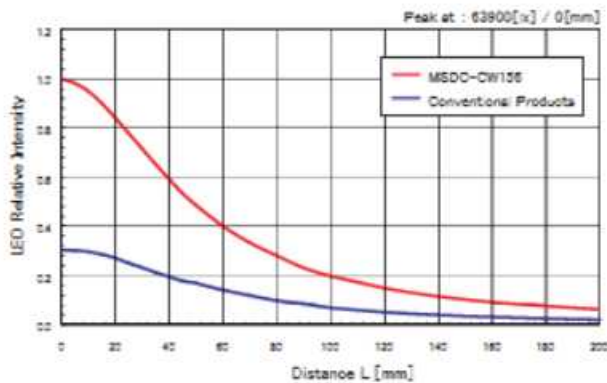
945 East 11th Avenue Tampa, FL 33605

Phone: (813) 984-0125

Contact: Sales@pyramidimaging.com

<https://pyramidimaging.com>

Light Intensity Characteristics



Light Distribution Characteristics

