

overview

- Integrated flash controller
- User management
- Password protection
- Backup & Restore function
- Coordinate transformation
- flexible result conjunction
- Download VeriSens® Application Suite: www.baumer.com/vs-sw



technical data

general data		electrical data	
resolution	1280 × 960 px	digital outputs	5 outputs (PNP) Pass / Fail Flash Sync Alarm Camera Ready Output Enable
sensor type	1/3" CCD, monochrome	initial setup	Ethernet (10BASE-T / 100BASE-TX)
illumination	direct connection (integrated flash controller)	process interface	TCP/UDP (Ethernet)
illumination connection	as accessory	visualization	web interface
high-resolution mode	max. 12 inspections per second	mechanical data	
high-speed mode (limited resolution)	max. 25 inspections per second	width	53 mm (without lens/tube)
number of jobs (products)	≤ 255	height	99,5 mm (without lens/tube)
features per job	32	depth	49,8 mm (without lens/tube)
signal processing	Baumer FEX® 4.0	weight	≤ 300 g (without lens/tube)
defect image memory	8	material	housing: aluminum cover glass: PMMA
lens	C-mount	environmental conditions	
electrical data		operating temperature	+5 ... +55 °C @ T = measurement point
voltage supply range +Vs	18 ... 30 V DC	storage temperature	-20 ... +70 °C
power consumption	typical 5 W (I _{max} = 1,5 A at 24 V)	case temperature	max. +50 °C
digital inputs	5 inputs (8 ... 30 V) trigger job selection external teach-in encoders (CH-A, CH-B) 500 kHz	humidity	0 ... 90 % (non-condensing)
		protection class	IP 67 (with tube)
		vibration load	IEC 60068-2-6 IEC 60068-2-64

technical data

environmental conditions

mechanical shock resistance EN 60068-2-27

code types

barcode 2/5 Industrial
2/5 Interleaved
Codabar
Code 39
Code 93
Code 128
PharmaCode
EAN 8
EAN 13
UPC-A
UPC-E
GS1 DataBar
GS1 128

matrix code DataMatrix (ECC 200)
GS1-DataMatrix
QR-Code
PDF417

font many font styles (recommended: sans serif, proportional)
Dot Matrix
characters: A-Z a-z 0-9 + - . : / ()

feature checks

part location part location on contours
part location on edges
part location on circle
part location on text line

geometry distance
circle
angle
count edges
point position
edge characteristics

feature checks

feature comparison count contour points
contour comparison
brightness
contrast
area size
count areas
pattern comparison

identification barcode
matrix code
text

integrated flash controller

voltage 12 V DC or 24 V DC (permanent)
24 V DC or 48 V DC (pulsed)

current $I_{max} = 800 \text{ mA}$ at 24 V DC (permanent)
($\pm 10 \%$, at least $\pm 100 \text{ mA}$, at 25 °C)
 $I_{max} = 4 \text{ A}$ at 48 V DC (pulsed) (+10/-20 %,
at least $\pm 100 \text{ mA}$, at 25 °C)

flash time max. 1 ms (Duty Cycle max. 1:10)

conformity

conformity CE
RoHS
KC (R-R-BkR-VeriSens-XC-IP)
EAC
UR

non-volatile memory

flash memory size 256 Mbit Flash S29GL256P10FFI010

Electrical connection



1: PWR (+18-30 V DC)	7: OUT3
2: Ground	8: IN3
3: IN1 (Trigger)	9: OUT4
4: OUT1	10: IN4
5: IN2	11: IN5
6: OUT2	12: OUT5



1: TD+	3: TD-
2: RD+	4: RD-

Electrical connection



1: +24 V or +48 V Flash	3: Ground
2: +12 V or +24 V Flash	4: Flash Sync

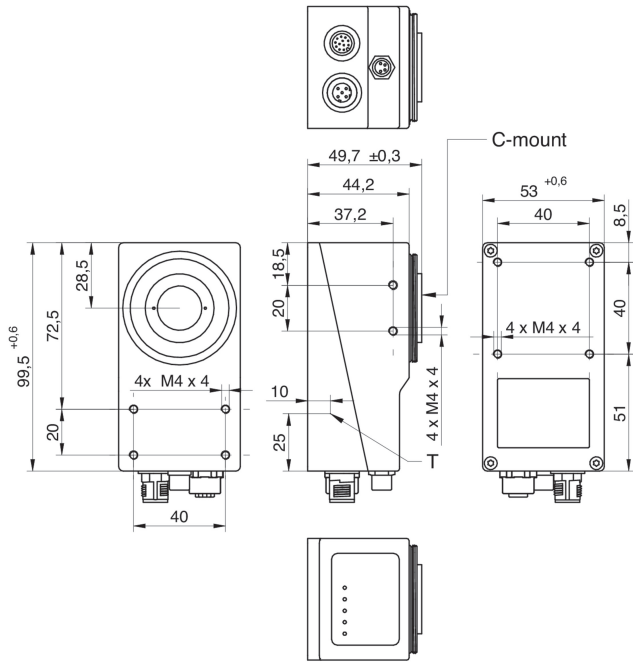
voltage outputs configurable by software

VS XC200M12X00EP

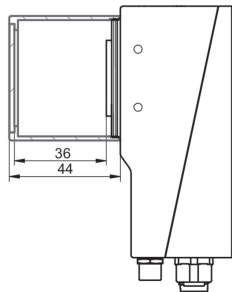
XC200

Article number: 11086176

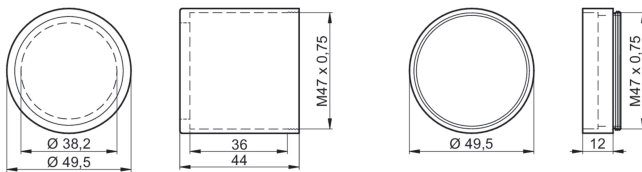
dimension drawing



C-mount support



XC Tube, XC Tube Module



Pyramid Imaging Inc.
945 East 11th Avenue
Tampa, FL 33605
<https://pyramidimaging.com>
Sales@pyramidimaging.com
(813) 984-0125