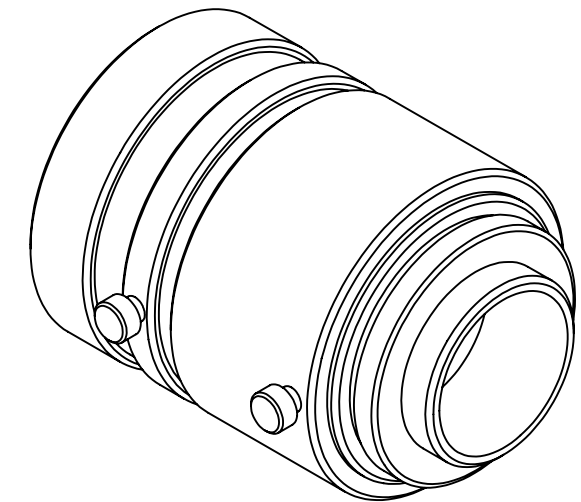
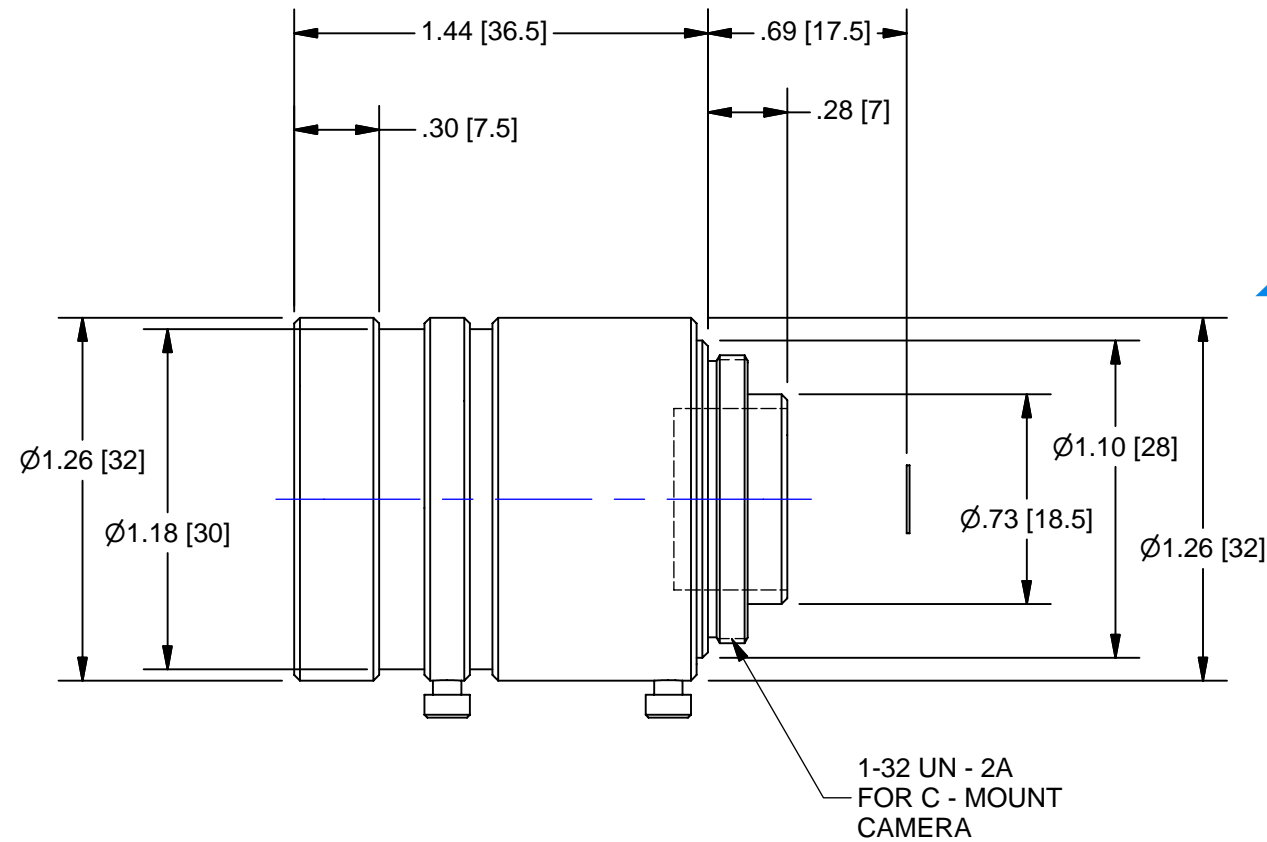
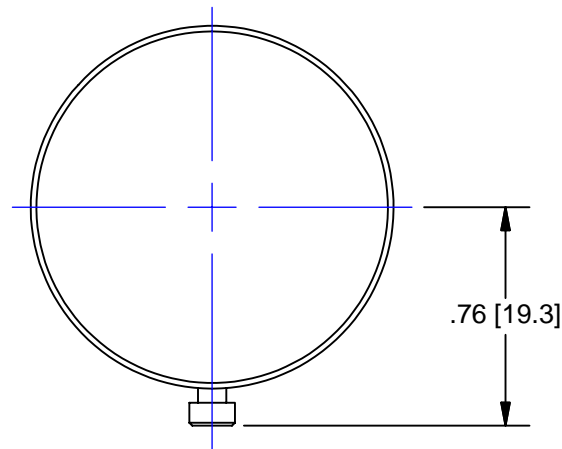


Pyramid Imaging

945 East 11th Avenue
 Tampa, FL 33605
sales@pyramidimaging.com
www.pyramidimaging.com
 813-786-3785



Lens Specifications - NMV - 35			
Specifications	Value	1/2"	1/3"
Focal Length	f = 35mm		
Maximum diameter (Ratio)	F = 1.4:1 ~ 16 ~ Close		
Element	4gp. 6 Element		
Picture Size	6.6 x 8.8mm	4.8 x 6.4mm	3.6 x 4.8 mm
Angle - Vertical	10.8 deg.	7.9 deg.	5.9 deg.
Horizontal	14.4 deg.	10.5 deg.	7.9 deg.
Diagonal	17.9 deg.	13.1 deg.	9.8 deg.
Distortion	-0.21%	-	-
Shooting Range - Vertical	94.7mm	68.8mm	51.6mm
At Minimum - Horizontal	126.6mm	91.9mm	68.8mm
Focus Distance - Diagonal	158.7mm	115.0mm	86.1mm
Minimum Focus Distance	0.35m		
Flange Back	17.526mm in air		
Back Focus	14.9mm in air		
Filter Screw Size	M30.5 X 0.5-		
Effective Diameter - Front	21.7mm dia.		
- Rear	12.9mm dia.		
Mount	C-Mount		
Exit Pupil	-40.6mm dia.		
Temperature Range	- 10 ~ + 45 deg. C		
Strong Temperature Range	- 40 ~ + 60 deg. C		
Resolution - Center	100 Line/mm		
- Corner	40 Line/mm		

OUTLINE

UNLESS OTHERWISE SPECIFIED DIMENSIONS ARE IN INCHES AND INCLUDE CHEMICALLY APPLIED OR PLATED FINISHES	THE CONTENTS OF THIS DOCUMENT ARE PROPRIETARY TO NAVITAR, ITS USE IS AUTHORIZED ONLY FOR RESPONDING TO REQUEST FOR QUOTATION OR PERFORMANCE OF WORK FOR NAVITAR			
	SCALE: 1.5:1			WEIGHT: See Table
DR: BE	CH:			
PROJECT #: E2338	DATE DR: 7/13/2007			
DO NOT SCALE DRAWING		SIZE B	NMV - 35 SHEET 1 OF 1	REV A

LENS, 35.0mm FL, , 2/3", f/1.6