

**Xenon 0.95/17**

This 2 / 3" megapixel lens has an extremely high relative aperture of 0.95, making it perfectly suitable for low light applications. The lens is corrected and coated for the visible light in the range of 400 - 700 nm. Even under production and / or extreme conditions, the robust mechanical design with lockable focus and iris setting mechanism guarantees reliable continuous use in which the set optical parameters remain in place.



Xenon 0.95/17

**Key Features**

- Very high relative aperture of 0.95
- Complex optical design
- High optical imaging performance
- Compact full metal mount
- Vibration insensitivity for stable imaging performance
- Focus and iris setting lockable

**Applications**

- Machine Vision and other imaging applications
- 3D measurement
- Traffic
- Medical
- Robot vision
- Food processing

**Technical Specifications**

F-number	0.95
Focal length	17.0 mm
Image circle	11 mm
Transmission	400 - 700 nm
Interface	C-Mount
Weight	190 gr.
Option	Optical filter

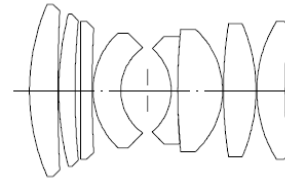
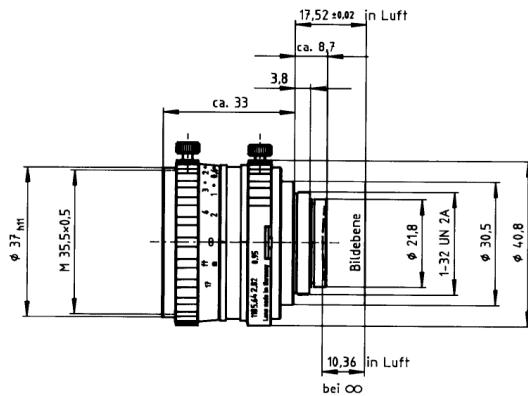
**Contact**

Jos. Schneider Optische Werke GmbH  
 Ringstraße 132  
 55543 Bad Kreuznach  
 Germany  
 Phone +49 671 601-387  
 Fax +49 671 601-286  
[www.schneiderkreuznach.com/industrialoptics](http://www.schneiderkreuznach.com/industrialoptics)  
[industrie@schneiderkreuznach.com](mailto:industrie@schneiderkreuznach.com)

Schneider Asia Pacific Ltd.  
 20/F Central Tower, 28 Queen's Road  
 Central, Hong Kong  
 China  
 Phone +852 8302 0301  
 Fax +852 8302 4722  
[www.schneider-asiapacific.com](http://www.schneider-asiapacific.com)  
[info@schneider-asiapacific.com](mailto:info@schneider-asiapacific.com)

Schneider Optics Inc.  
 285 Oser Ave.  
 Hauppauge, NY 11788  
 USA  
 Phone +1 631 761-5000  
 Fax +1 631 761-5090  
[www.schneideroptics.com/industrial](http://www.schneideroptics.com/industrial)  
[industrial@schneideroptics.com](mailto:industrial@schneideroptics.com)

## Xenon 0.95/17



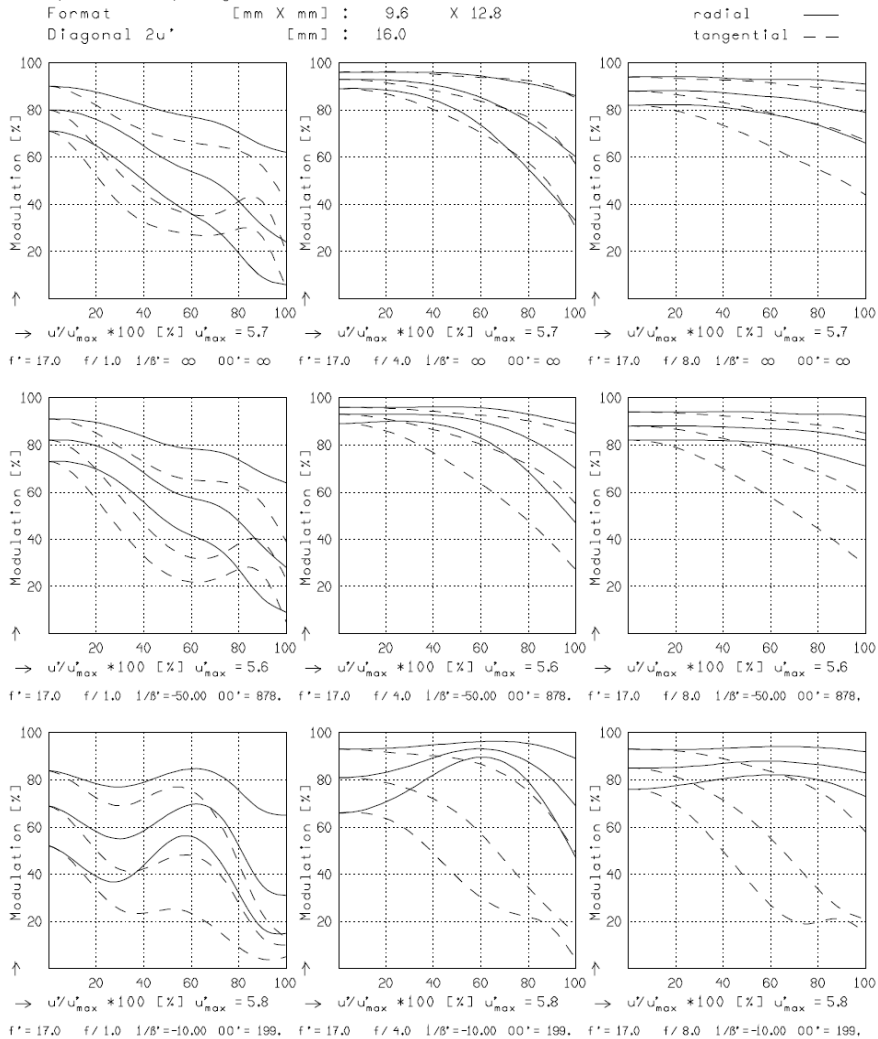
### XENON 0.95/17MM

$f'$	= 17.0 mm	$\beta_p'$	= 7.018
$s_F$	= 14.8 mm	$s_{EP}$	= 17.2 mm
$s_{F'}$	= 10.3 mm	$s_{AP}$	= -109.0 mm
$HH'$	= -7.0 mm	$\Sigma d$	= 31.4 mm

### XENON 0.95/17MM

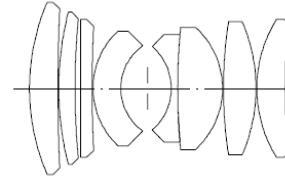
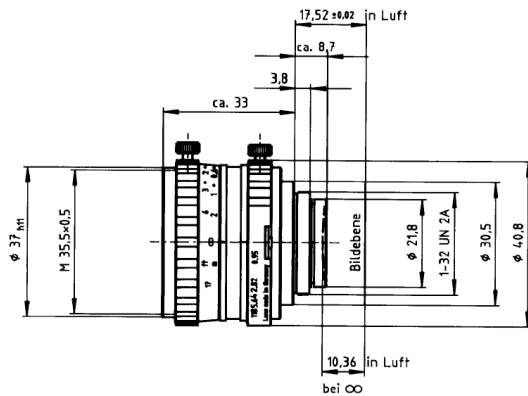
MODULATION with reference to the relative image height

Wavelength $\lambda$	[nm] :	555	655	605	505	455	405
Spectral weighting	[%] :	19.6	23.7	22.2	15.7	12.1	6.7
Spatial frequency R	[1/mm] :	10	20	30			
Format	[mm X mm] :	9.6	X	12.8			
Diagonal $2u'$	[mm] :	16.0					



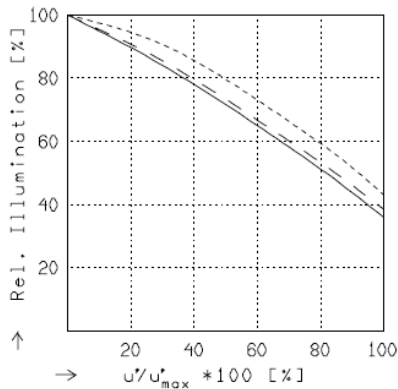
Focusing :  $MTF_{max}$  at  $f / 1.0$  ,  $R = 30$  1/mm,  $u'/u'_{max} = 0$

# Xenon 0.95/17



## XENON 0.95/17MM

$f' = 17.0$ mm	$\beta_p' = 7.018$
$s_F = 14.8$ mm	$s_{EP} = 17.2$ mm
$s_{F'} = 10.3$ mm	$s_{AP} = -109.0$ mm
$HH' = -7.0$ mm	$\Sigma d = 31.4$ mm

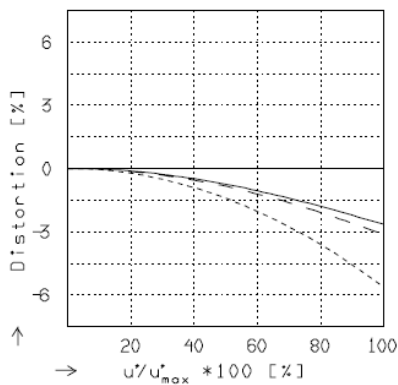


## RELATIVE ILLUMINATION

The relative illumination is shown for the given focal distances or magnifications.

$f / 1.0$        $f / 4.0$        $f / 8.0$

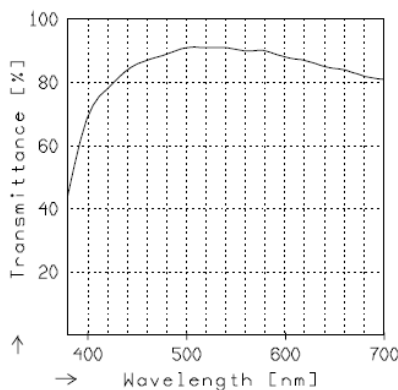
— $\beta' = 0.0000$	$u'_{max} = 5.5$	$00' = \infty$
- - $\beta' = -0.0200$	$u'_{max} = 5.4$	$00' = 878.$
... $\beta' = -0.1000$	$u'_{max} = 5.5$	$00' = 199.$



## DISTORTION

Distortion is shown for the given focal distances or magnifications. Positive values indicate pincushion distortion and negative values barrel distortion.

— $\beta' = 0.0000$	$u'_{max} = 5.5$	$00' = \infty$
- - $\beta' = -0.0200$	$u'_{max} = 5.4$	$00' = 878.$
... $\beta' = -0.1000$	$u'_{max} = 5.5$	$00' = 199.$



## TRANSMITTANCE

Relative spectral transmittance is shown with reference to wavelength.



945 East 11<sup>th</sup> Avenue Tampa, FL 33605

Phone: (813) 984-0125

Contact: Sales@pyramidimaging.com

<https://pyramidimaging.com>