

# 3 Mega Pixel lens

## Cinegon 1.8/4.8

In accordance with the sensitivity of modern 2 / 3" CCD and CMOS sensors, the 3 megapixel lenses are corrected and broadband-coated for the spectral range of 400 – 1000 nm ( VIS + NIR ). Even under production and / or extreme conditions, the robust mechanical design with lockable focus and iris setting mechanism guarantees reliable continuous use in which the set optical parameters remain in place.



Cinegon 1.8/4.8

### Key Features

- High-resolution optics
- Highest optical imaging performance even with smallest pixel sizes
- Broadband coating (400 - 1000 nm)
- Compact and low weight
- Vibration insensitivity for stable imaging performance
- Focus and iris setting lockable

### Applications

- Machine Vision and other imaging applications
- 3D measurement
- Traffic
- Medical
- Robot vision
- Food processing

### Technical Specifications

F-number	1.8
Focal length	5.0 mm
Image circle	11 mm
Transmission	400 - 1000 nm
Interface	C-Mount
Weight	90 gr.
Option	Filter holder with M62x0.75x
Code No.	1001955

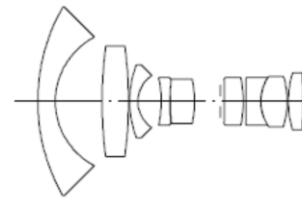
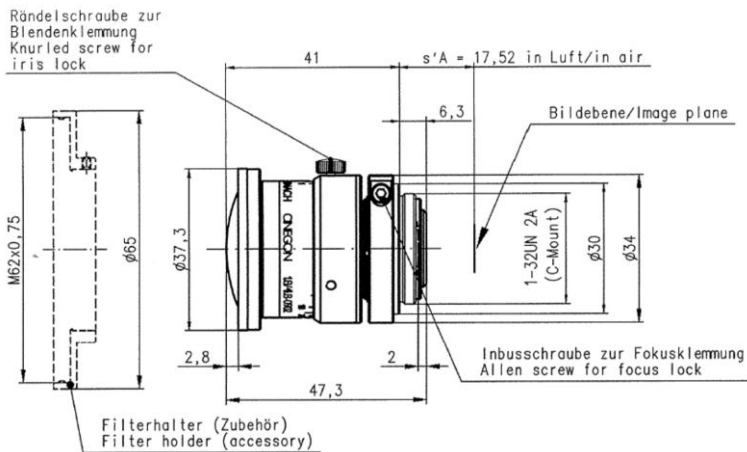
### Contact

Jos. Schneider Optische Werke GmbH  
 Ringstraße 132  
 55543 Bad Kreuznach  
 Germany  
 Phone +49 671 601-205  
 Fax +49 671 601-286  
<http://www.schneiderkreuznach.com/en/industrial-solutions/>  
[industrie@schneiderkreuznach.com](mailto:industrie@schneiderkreuznach.com)

Schneider Asia Pacific Ltd.  
 20/F Central Tower, 28 Queen's Road  
 Central, Hong Kong  
 China  
 Phone +852 8302 0301  
 Fax +852 8302 4722  
[www.schneider-asiapacific.com](http://www.schneider-asiapacific.com)  
[info@schneider-asiapacific.com](mailto:info@schneider-asiapacific.com)

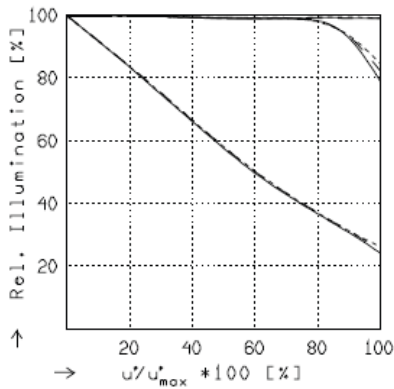
Schneider Optics Inc.  
 285 Oser Ave.  
 Hauppauge, NY 11788  
 USA  
 Phone +1 631 761-5000  
 Fax +1 631 761-5090  
[www.schneideroptics.com/industrial](http://www.schneideroptics.com/industrial)  
[industrial@schneideroptics.com](mailto:industrial@schneideroptics.com)

# Cinegon 1.8/4.8



## CINEGON 1.8/4.8

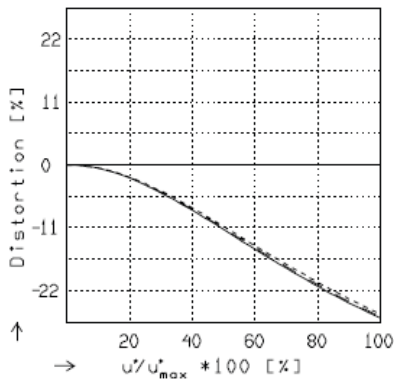
$f'$	= 5,0 mm	$\beta'_p$	= 6,632
$s_F$	= 13,2 mm	$s_{EP}$	= 13,9 mm
$s_{F'}$	= 13,2 mm	$s_{AP}$	= -19,8 mm
$HH'$	= 35,4 mm	$\Sigma d$	= 45,3 mm



### RELATIVE ILLUMINATION

The relative illumination is shown for the given focal distances or magnifications.

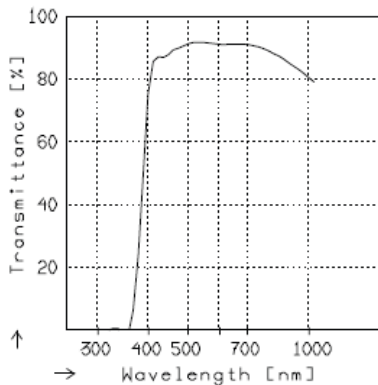
	$f / 1.9$	$f / 4.0$	$f / 8.0$
— $\beta' = -0.0200$	$u'_{max} = 5.5$	$00' = 294.$	
- - $\beta' = -0.0333$	$u'_{max} = 5.5$	$00' = 195.$	
... $\beta' = -0.0500$	$u'_{max} = 5.5$	$00' = 145.$	



### DISTORTION

Distortion is shown for the given focal distances or magnifications. Positive values indicate pincushion distortion and negative values barrel distortion.

— $\beta' = -0.0200$	$u'_{max} = 5.5$	$00' = 294.$
- - $\beta' = -0.0333$	$u'_{max} = 5.5$	$00' = 195.$
... $\beta' = -0.0500$	$u'_{max} = 5.5$	$00' = 145.$



### TRANSMITTANCE

Relative spectral transmittance is shown with reference to wavelength.

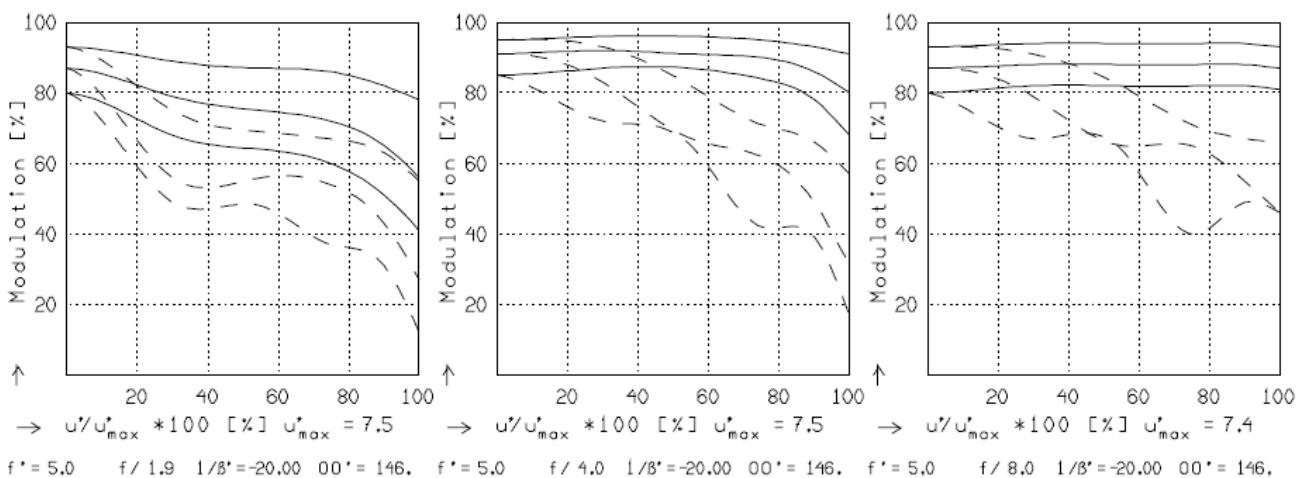
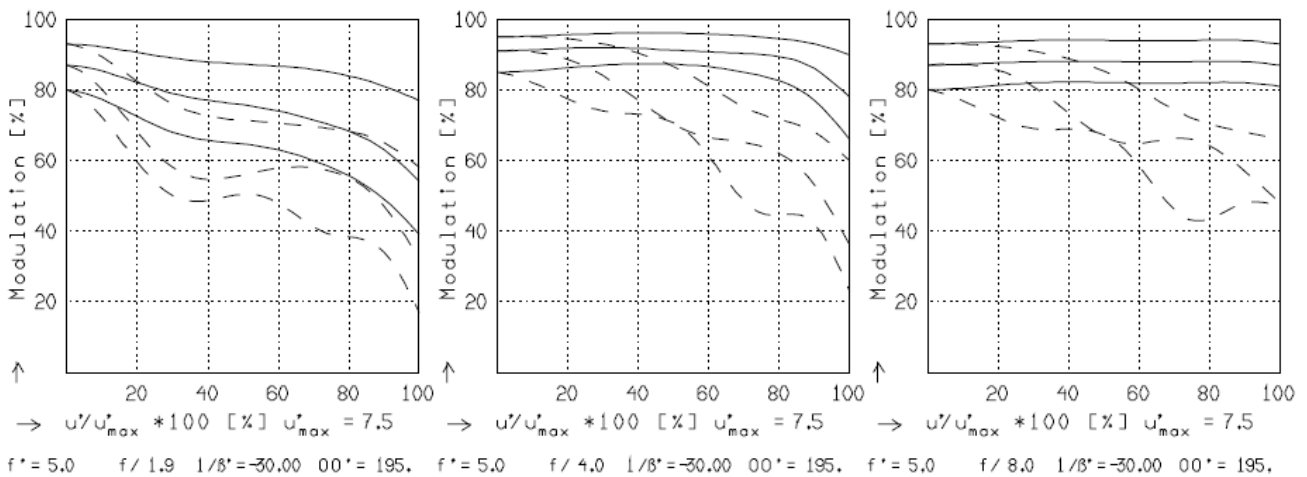
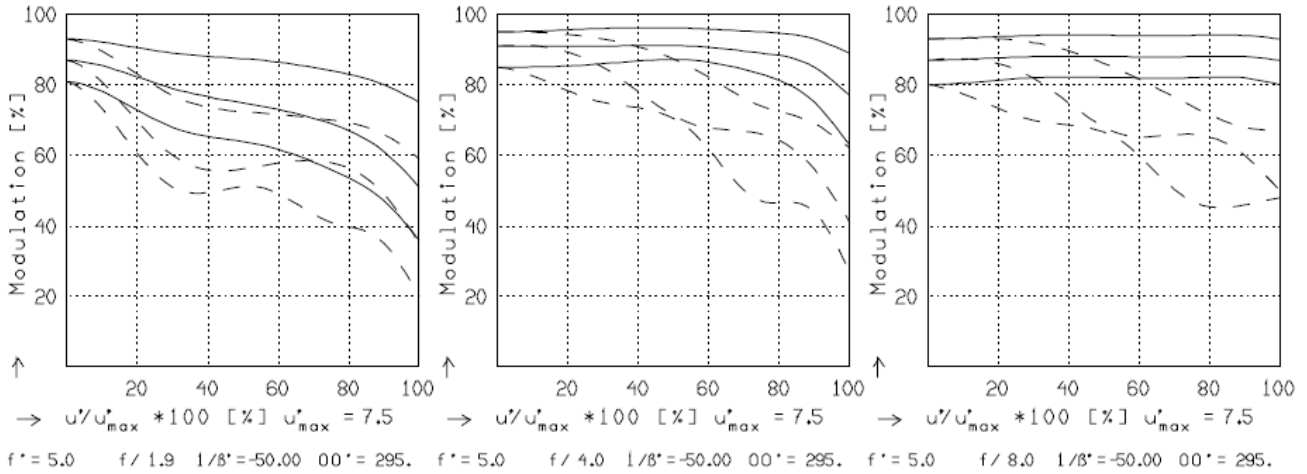
## Cinegon 1.8/4.8

### CINEGON 1.8/4.8

MODULATION with reference to the relative image height

Wavelength $\lambda$	[nm]	555	655	605	505	455	405
Spectral weighting	[%]	19.4	23.2	21.7	15.4	11.8	8.5
Spatial frequency R	[1/mm]	10	20	30			
Format	[mm X mm]	6.6	X	8.8			
Diagonal $2u'$	[mm]	11.0					

radial —  
tangential - -



Focusing :  $MTF_{max}$  at  $f / 1.8$  .  $R = 30$  1/mm.  $u'/u'_{max} = 0$



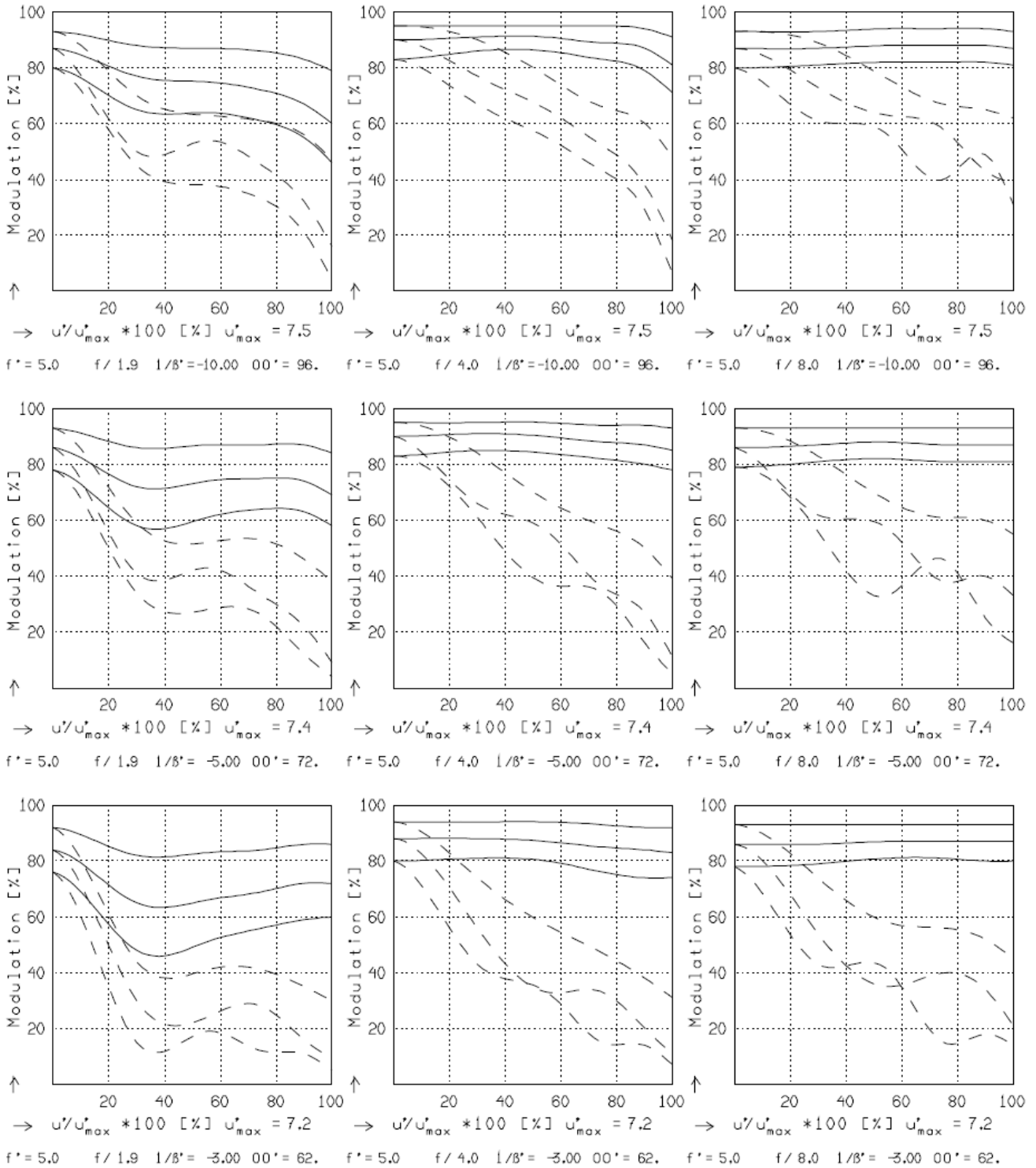
# Cinegon 1.8/4.8 Pyramid Imaging

## CINEGON 1.8/4.8

MODULATION with reference to the relative image height

Wavelength $\lambda$	[nm]	555	655	605	505	455	405
Spectral weighting	[%]	19.4	23.2	21.7	15.4	11.8	8.5
Spatial frequency R	[1/mm]	10	20	30			
Format	[mm X mm]	6.6	X	8.8			
Diagonal $2u'$	[mm]	11.0					

radial —  
 tangential - -



Focusing : MTF<sub>max</sub> at f / 1.8 , R = 30 1/mm, u'/u'<sub>max</sub> = 0