

Mega Pixel lens for image circle 16 mm

Cinegon 1.9/10

In accordance with the sensitivity of modern 1" CCD and CMOS sensors, the megapixel lenses are corrected and broadband-coated for the spectral range of 400 – 1000 nm (VIS + NIR). Even under production and / or extreme conditions, the robust mechanical design with lockable focus and iris setting mechanism guarantees reliable continuous use in which the set optical parameters remain in place.



Cinegon 1.9/10

Key Features

- High-resolution optics
- Highest optical imaging performance even with smallest pixel sizes
- Broadband coating (400 - 1000 nm)
- Compact and low weight
- Vibration insensitivity for stable imaging performance
- Focus and iris setting lockable

Applications

- Machine Vision and other imaging applications
- 3D measurement
- Traffic
- Medical
- Robot vision
- Food processing

Technical Specifications

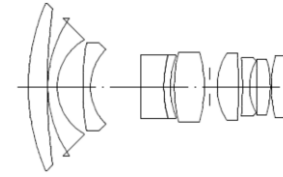
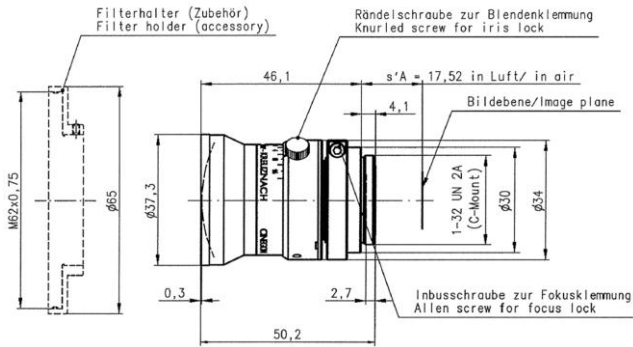
F-number	1.9
Focal length	10.4 mm
Image circle	16 mm
Transmission	400 - 1000 nm
Interface	C-Mount
Weight	136 gr.
Option	Adapter for optical filter
Order No.	1001978

Contact

Jos. Schneider Optische Werke GmbH
Ringstraße 132
55543 Bad Kreuznach
Germany
Phone +49 671 601-205
Fax +49 671 601-286
www.schneiderkreuznach.com
industrie@schneiderkreuznach.com

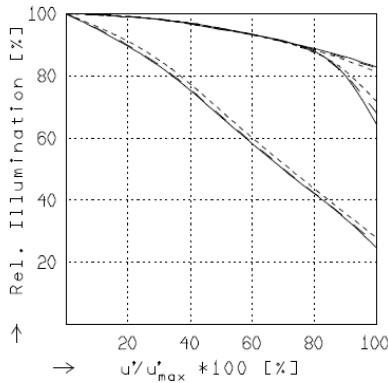
Schneider Asia Pacific Ltd.
20/F Central Tower, 28 Queen's Road
Central, Hong Kong
China
Phone +852 8302 0301
Fax +852 8302 4722
www.schneider-asiapacific.com
info@schneider-asiapacific.com

Schneider Optics Inc.
285 Oser Ave.
Hauppauge, NY 11788
USA
Phone +1 631 761-5000
Fax +1 631 761-5090
www.schneideroptics.com/industrial
industrial@schneideroptics.com



CINEGON 1.9/10MM

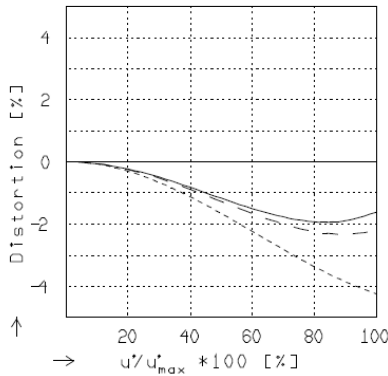
f^*	= 10.4 mm	β_p^*	= 2.823
s_F	= 13.9 mm	s_{EP}	= 17.5 mm
s_{F^*}	= 16.1 mm	s_{AP}	= -13.1 mm
HH^*	= 28.7 mm	Σd	= 47.2 mm



RELATIVE ILLUMINATION

The relative illumination is shown for the given focal distances or magnifications.

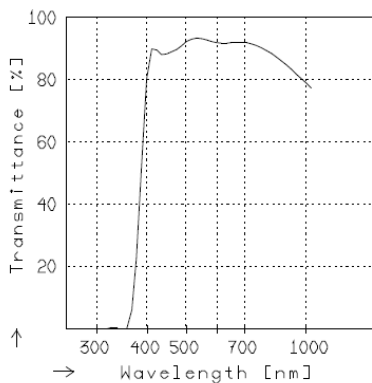
$f / 1.9$	$f / 4.0$	$f / 8.0$
— $\beta^* = 0.0000$	$u'_{max} = 8.0$	$00' = \infty$
- - $\beta^* = -0.0200$	$u'_{max} = 8.0$	$00' = 567.$
- · - $\beta^* = -0.1000$	$u'_{max} = 8.0$	$00' = 154.$



DISTORTION

Distortion is shown for the given focal distances or magnifications. Positive values indicate pincushion distortion and negative values barrel distortion.

— $\beta^* = 0.0000$	$u'_{max} = 7.8$	$00' = \infty$
- - $\beta^* = -0.0200$	$u'_{max} = 7.8$	$00' = 567.$
- · - $\beta^* = -0.1000$	$u'_{max} = 8.0$	$00' = 154.$



TRANSMITTANCE

Relative spectral transmittance is shown with reference to wavelength.



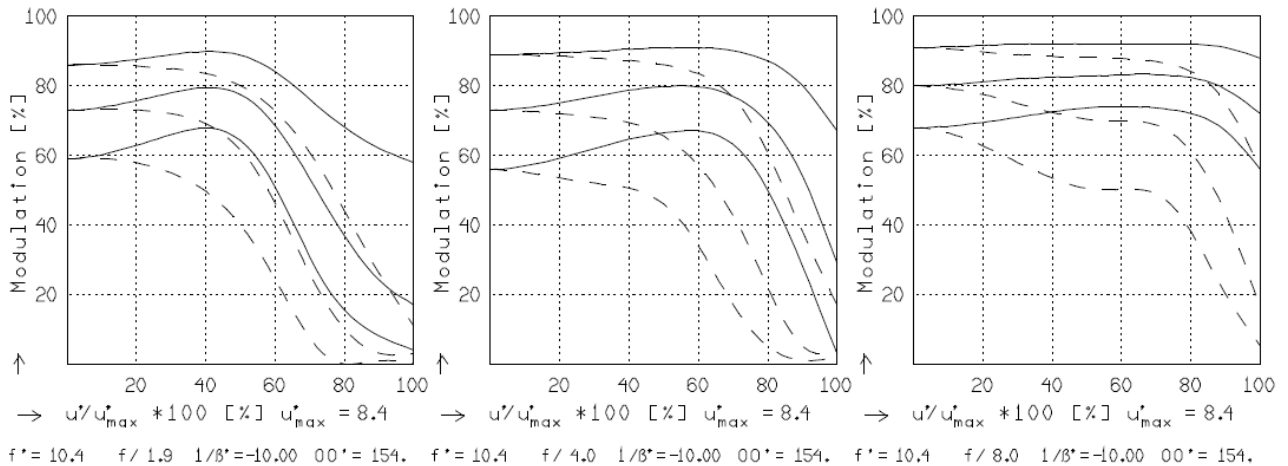
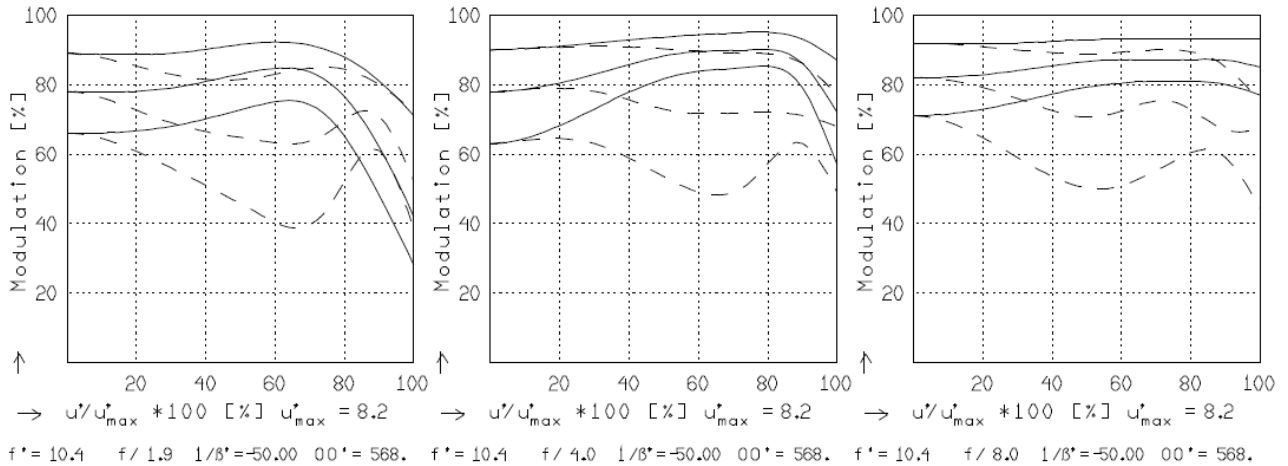
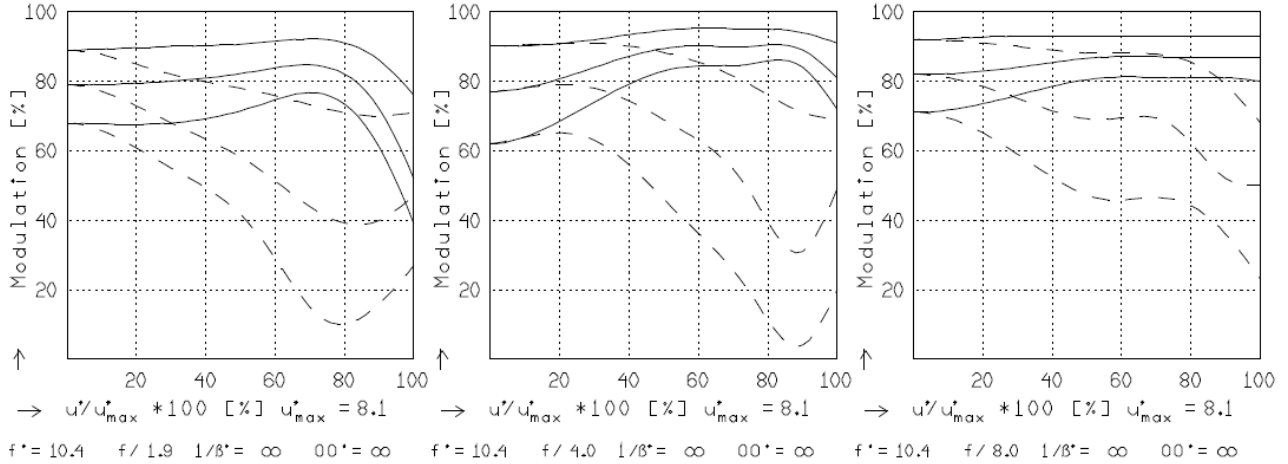
Cinegon 1.9/10 Pyramid Imaging

CINEGON 1.9/10MM

MODULATION with reference to the relative image height

Wavelength λ	[nm]	555	655	605	505	455	405
Spectral weighting	[%]	19.6	23.7	22.2	15.7	12.1	6.7
Spatial frequency R	[1/mm]	10	20	30			
Format	[mm X mm]	9.6	X 12.8				
Diagonal $2u'$	[mm]	16.0					

radial —
tangential - -



Focusing : MTF_{max} at $f / 1.4$, $R = 30$ 1/mm. $u'/u'_{max} = 0$